

PROFESSIONAL COLLECTION





PROFESSIONAL COLLECTION

FEATURES:

- PowerPro® Jets
- Blower (except Virtus)
- Premium LED Lighting
- Automatic water fill-up
- Quick drain
- ProVinyl Insulated Cover
- Built-in installation

OPTIONAL FEATURES:

- Compensation tank
- Spa Pack Single-phase without or with heater 3 kW or with Exchanger
- Spa Pack three-phase without or with heater 12 kW or with Exchanger
- Ozone generator
- Booster kit: professional water analysis and control system.



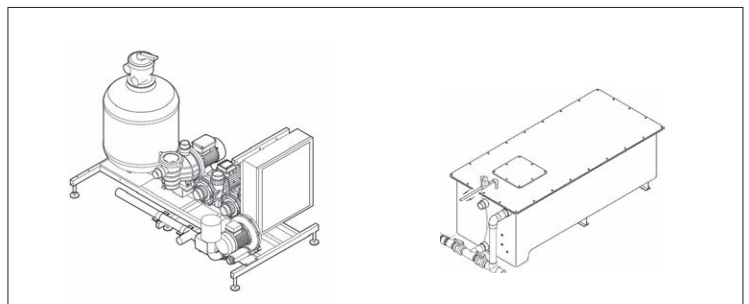
OVERFLOW RIM & AUTOMATIC WATER FILL

- A distinctive feature of the Professional range is the 15° angled overflow grid around the surface of the hot tub. It collects surface water, which overflows through the grid to a compensation tank. The water is then moved through a filtration system, cleaned and pumped back into the base of the hot tub to be re-used. Thanks to the slant of the grid the water remains at spa deck level even if there is a rocking motion, so they can be installed on yachts and ships.



IN-GROUND INSTALLATION

- Different to a domestic hot tub, installation is in-ground and involves installing a separate spa-pack and compensation tank to allow water to continuously move through a quartz sand filter where it is cleaned before flowing back into the tub for re-use.



SAND FILTER (SPA-PACK) & COMPENSATION TANK

The professional spa pack includes:

- Sand Filter (sand included)
- Set of pumps (hydromassage, circulation and blower compressor)
- With or without heating (electric heater or heat exchanger)
- Control system
- Compensation tank is available in a standard or low height.

All hot tub dimensions are shown in: L x W x H



POWERPRO® JETS COLLECTION KEY



Virtus Pro



6 - 7 Seats

DIMENSIONS

250 cm x 215 cm x 93 H cm

DRY WEIGHT

360 kg

TOTAL FILLED WEIGHT

2.400 kg

AVERAGE SPA VOLUME

1.500 l

ELECTRICAL

220-240 V F+N 50Hz - 32A

380-415 V 3F+N 50 Hz - 16 A

TOTAL JETS: 50



Enjoy Pro



6 Seats

DIMENSIONS

250 cm x 250 cm x 98 H cm

DRY WEIGHT

250 kg

TOTAL FILLED WEIGHT

2.350 kg

AVERAGE SPA VOLUME

1.700 l

ELECTRICAL

EU: 380/415V 3F+N

220/240V F+N

TOTAL JETS: 53



+ 15 BLOWER



Virginia Pro



6 - 7 Seats

DIMENSIONS

257 cm x 219 cm x 98 H cm

DRY WEIGHT

250 kg

TOTAL FILLED WEIGHT

2.350 kg

AVERAGE SPA VOLUME

1.700 l

ELECTRICAL

EU: 380/415V 3F+N

220/240V F+N

TOTAL JETS: 50



+ 16 BLOWER



Sienna Pro

7 - 8 Seats

DIMENSIONS

257 cm x 219 cm x 98 cm

DRY WEIGHT

200 kg

TOTAL FILLED WEIGHT

1.960 kg

AVERAGE SPA VOLUME

1.430 l

ELECTRICAL

EU: 380/415V 3F+N

220/240V F+N

TOTAL JETS: 46



+ 16 BLOWER



Alimia Pro

6 - 7 Seats

DIMENSIONS

∅ 237 cm x 98 H cm

DRY WEIGHT

180 kg

TOTAL FILLED WEIGHT

1.840 kg

AVERAGE SPA VOLUME

1.350 l

ELECTRICAL

EU: 380/415V 3F+N

220/240V F+N

TOTAL JETS: 44




+ 16 BLOWER


SHELL COLORS



Platinum *



Porcelain



Cobalt *

PROVINYL COVER



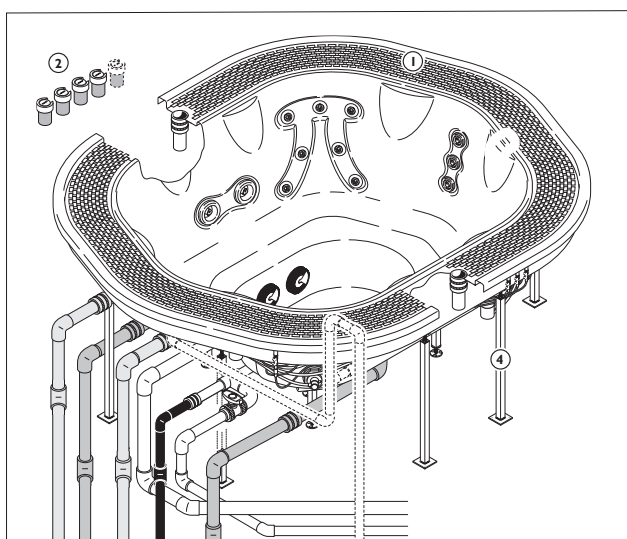
Ice

* Check on price list by model

SPA-PACK

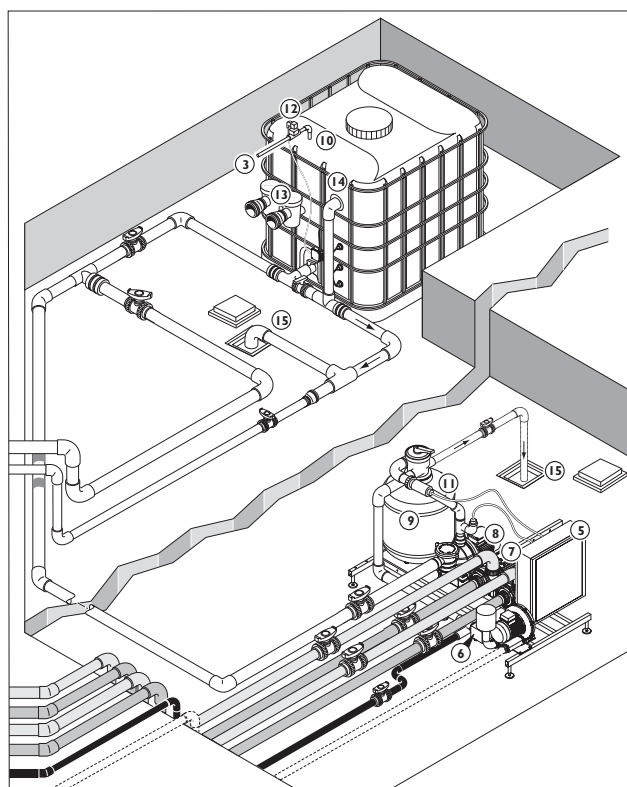
The Professional hot tubs baths are also distinguished by the very low noise level of the system. The Jacuzzi® technicians have in fact designed the set of pumps, the water heating system consisting of the electric heater and of the heat exchangers, the compressors for the blowers and an optional ozonizer (indispensable to further increase water quality) in an independent technical compartment (Spa-Pack) that can be positioned at a distance of up to 6 metres.

Thanks to superior quality filtering, the quartz sand filter makes these hot tubs ideal for professional use. The filtered water flows back to the hot tub through the ground drainage point: this method, as well as offering the visual effect of an “underwater fountain”, sends the particles deposited at the bottom of the hot tub into circulation making them more likely to be captured by the jets that send the water to the filter. Although it is technically complex, the system is easy to manage even by home users by means of pneumatically controlled buttons.



Spa and piping system

- 1 Overflow channel with grid
- 2 Pneumatic buttons
- 3 Connections to plumbing
- 4 Perimeter metal supports

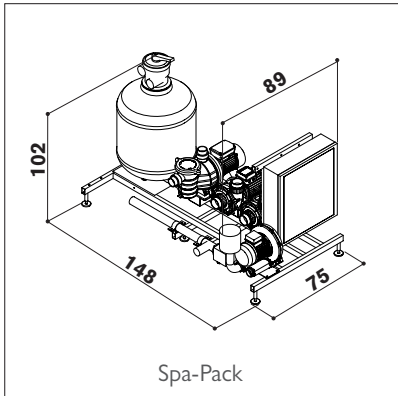


Spa-Pack

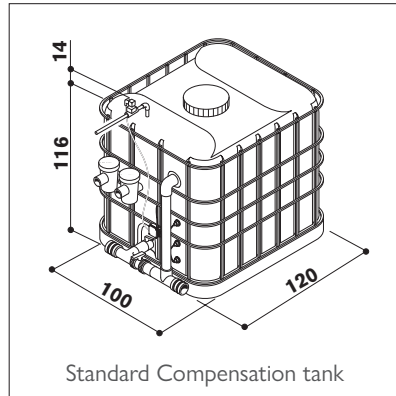
- 5 Electric wiring box
- 6 Optional:
 - 6a Heater (12 kW)
 - 6b Heat exchanger
- 7 Hydromassage pumps (2+2 hp)
- 8 Filtering pump
- 9 Filtro a sabbia quarzifera
- 10 Safety switch
- 11 Temperature sensor

Compensation tank

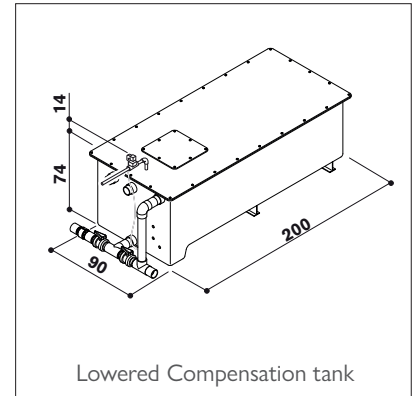
- 12 Water loading/filling solenoid valve (3/4")
- 13 Pre-filters
- 14 Overflow
- 15 Ground drainage points



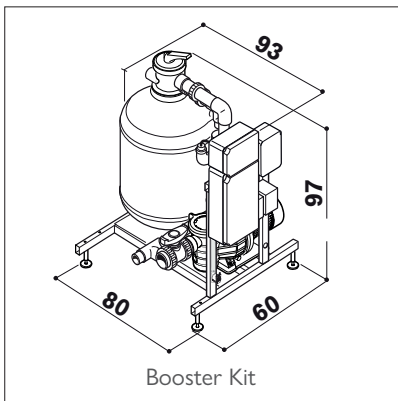
Spa-Pack



Standard Compensation tank



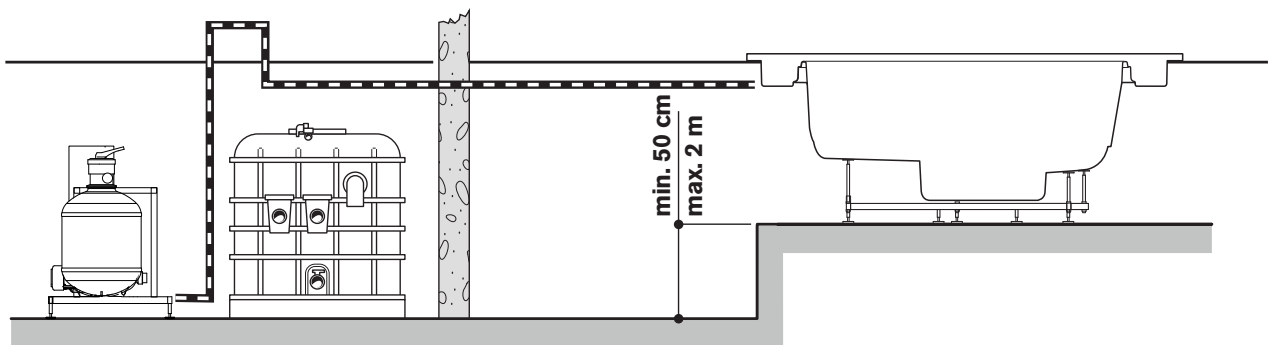
Lowered Compensation tank



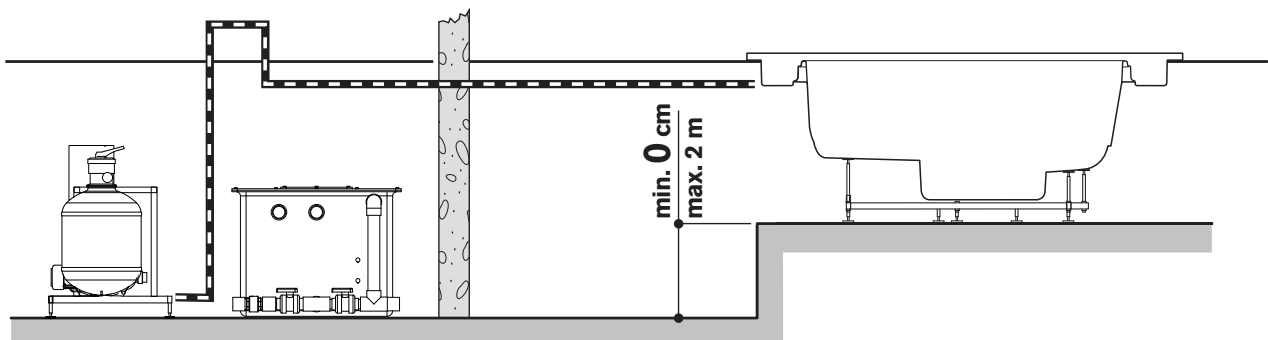
Booster Kit

Booster Kit

Professional water analysis and control system. A completely automated system for disinfection and PH control with additional filtering section and downloadable reports.



Spa-Pack + Standard Compensation tank



Spa-Pack + Lowered Compensation tank

Virtus Pro

design
Dodo Arslan e Jacuzzi® Design

Inspired by the Nautilus seashell, the shell appears to be molded by water and it has a spiral shape that guarantees a quick and complete draining when emptied, avoiding stagnation.



93 cm

250 cm



215 cm



SAND FILTER



LOW NOISE



MULTICOLOR



QUICK DRAIN®

TOTAL POWERPRO® JETS:	50
DRY WEIGHT:	360 kg
TOTAL FILLED WEIGHT:	2.400 kg
ELECTRICAL REQUIREMENTS:	220-240 V F+N 50Hz - 32A 380-415 V 3F+N 50 Hz - 16 A
COLOURS & FINISHES:	page. 110 - 111



Enjoy Pro

design
Kaluderovic & Condini

A large spa designed for use in public areas within hotels, swimming pools and wellness environments. Complete with a lounge this spa really offers your guests a full wellness journey.



98 cm

250 cm



250 cm



SAND FILTER



LOW NOISE



MULTICOLOR



QUICK DRAIN®

TOTAL POWERPRO® JETS:	38 Idro + 15 Blower
DRY WEIGHT:	250 kg
TOTAL FILLED WEIGHT:	2.350 kg
ELECTRICAL REQUIREMENTS:	EU: 380/415 3F+N 220/240V F+N
COLOURS & FINISHES:	page 114 - 117



Virginia Pro

A large commercial spa ideal for installation in public wellness environments. The practical corner entry steps ensure a safe, considerate and unobtrusive bathing experience.



98 cm

257 cm



219 cm



SAND FILTER



LOW NOISE



MULTICOLOR



QUICK DRAIN®

TOTAL POWERPRO® JETS:	34 Idro + 16 Blower
DRY WEIGHT:	250 kg
TOTAL FILLED WEIGHT:	2.350 kg
ELECTRICAL REQUIREMENTS:	EU: 380/415 3F+N 220/240V F+N
COLOURS & FINISHES:	page 114 - 117



Sienna Pro

Our largest all seater commercial spa, designed for use in public environments and ideal for large groups. Spacious and comfortable this spa allows multiple users to relax and enjoy what a true spa experience should be.



98 cm

257 cm



219 cm



SAND FILTER



LOW NOISE



MULTICOLOR



QUICK DRAIN®

TOTAL POWERPRO® JETS:	30 Idro + 16 Blower
DRY WEIGHT:	200 kg
TOTAL FILLED WEIGHT:	1.960 kg
ELECTRICAL REQUIREMENTS:	EU: 380/415 3F+N 220/240V F+N
COLOURS & FINISHES:	page 114 - 117



Alimia Pro

The circular shape surpasses the concept of design. Roomy and comfortable, it is loved above all by those who consider physical wellness and intimacy of the same importance.



98 cm

Ø 238 cm



SAND FILTER



LOW NOISE



MULTICOLOR



QUICK DRAIN®



TOTAL POWERPRO® JETS:	28 Idro + 16 Blower
DRY WEIGHT:	180 kg
TOTAL FILLED WEIGHT:	1.840 kg
ELECTRICAL REQUIREMENTS:	EU: 380/415 3F+N 220/240V F+N
COLOURS & FINISHES:	page 114 - 117





VIRTUS PRO



ALIMIA PRO - Golfo dei poeti Relais & Spa, Italy