

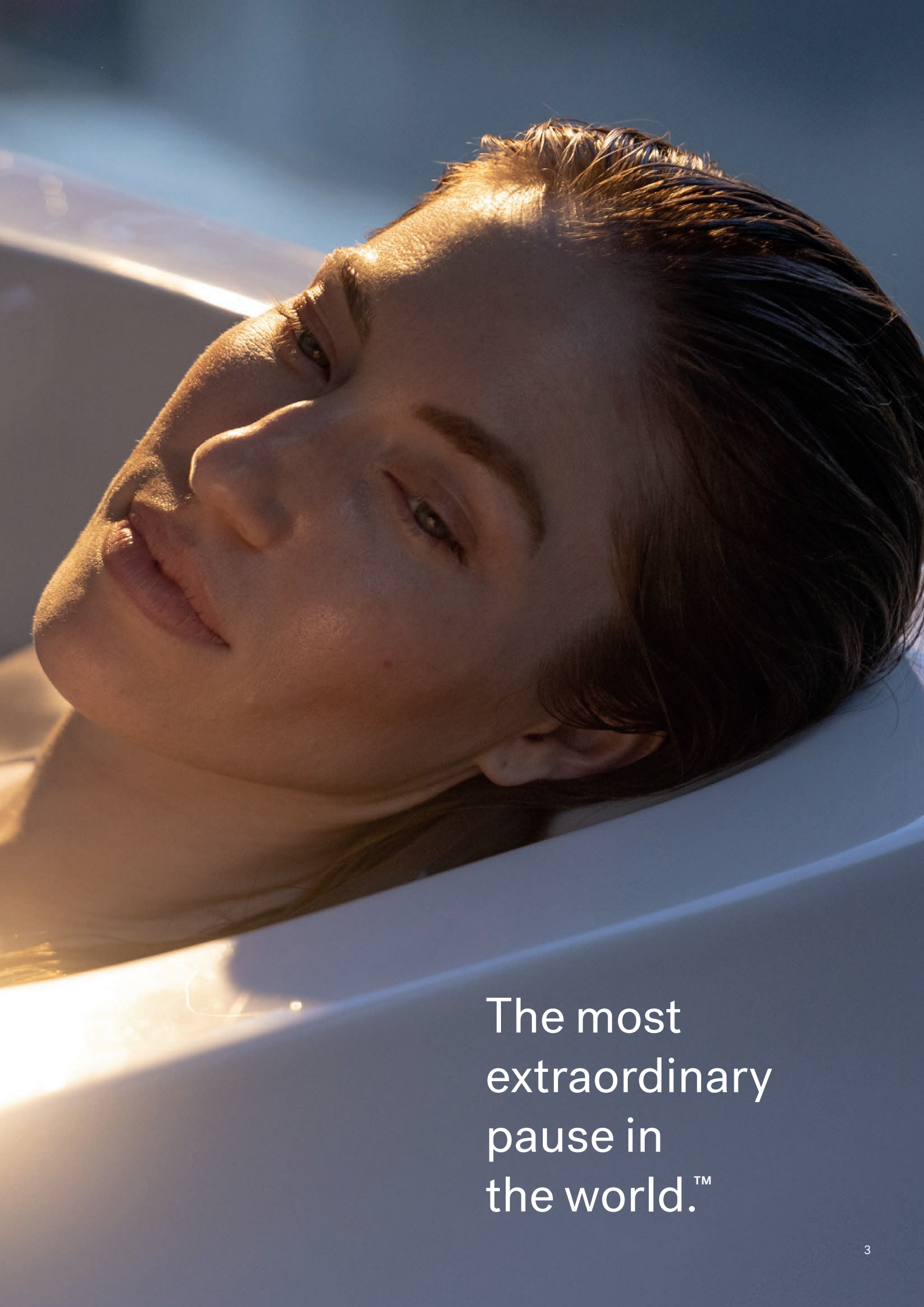


Jacuzzi[®]

ADDENDUM 2024 HOT TUB SWIM SPA



Time
to
Time



The most
extraordinary
pause in
the world.™

Innovation born out of love

When Ken Jacuzzi, age 2, was diagnosed with rheumatoid arthritis, his father invented the world's first at-home pump to provide pain-relieving hydromassage. From that moment forward, Jacuzzi® has introduced the power of hot, bubbly water into millions of homes around the world.



Built with the same care today

Through decades of research and development, Jacuzzi® has created breakthrough products that engage the senses, nurture the body, and restore the mind like no other. Now comes the latest wave of innovations— Jacuzzi® SmartTub®, Red Light and Infrared therapy.

Jacuzzi® Brand products are designed to restore balance and heighten the joys and benefits of hydromassage. Our products are enjoyed in more than 100 countries worldwide, and are manufactured by thousands of employees in five countries.





Behind this extraordinary pause is the Jacuzzi® hydromassage, a distinctive and unrivaled experience. Heat, buoyancy and optimal massage all come together for your relaxation, joy and well-being.



Heat

Dilates blood vessels to increase blood flow, delivering more oxygen to the muscles.

Buoyancy


Creates weightlessness and 360 degrees of support, relieving pressure on joints, muscles, and nerves.

Optimal Massage

Boosts circulation and releases endorphins, providing relaxation from head to toe.

Designed to fit you

By studying human dimensions, we design Hot Tubs based on the average proportions of 90% of the population, ensuring your Hot Tub conforms to you. Our seats are sculpted with an ergonomic focus to cradle the contours of the body. Specialized Jacuzzi® PowerPro® Jets – recessed for your complete comfort – are thoughtfully positioned to effectively target key muscles.



Heavy duty, light touch

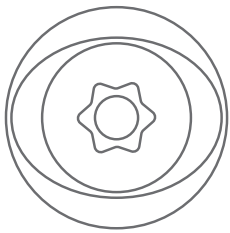
Aqualibrium[®] is the perfect balance of air and water. Jacuzzi[®] jets are developed with an emphasis on a 360-degree air induction to provide a unique high-volume, low-pressure massage. It has the power to bring deeper, more intense massage in a gentle way.



You do you

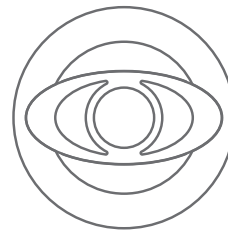
We realize everyone likes their massage a little different. A Jacuzzi® Hot Tub lets you pinpoint the intensity of every touchpoint. The strategically placed jets target specific muscle groups, while a customizable flow and feel at each jet puts complete control at your fingertips. Individual seat air control lets you dial the air and water power up or down, delivering the right massage pressure for your needs.

Different muscle groups demand different types of massage action. Versatile Jacuzzi® PowerPro® Jets deliver a range of massages, from robust and stimulating to gentle and rejuvenating, for targeted relief anywhere you need it.



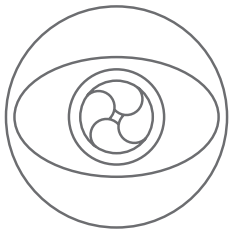
MX

The original performance therapy jet that started it all
—
Completely adjustable nozzle with a 60-degree range of focus
—
Produces bold high volume massage action
—



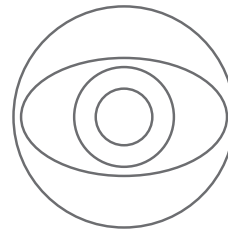
RX

A powerful steady pulse against large portions of the back
—
Focuses on middle and upper back muscle tension relief
—
Full coverage massage
—



FX

Exclusive spiral design focuses on smaller muscle groups
—
Stimulates pressure points in the shoulders, back and feet
—
Spiral flow drives energetic impact
—



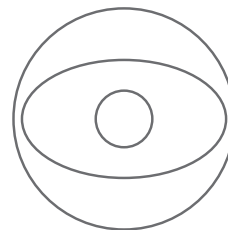
NX

Highly focused stream of water targeting the neck
—
Massages tension and strain in the sensitive neck area
—
Personalize the massage direction by moving the nozzle
—



PX

Provides relief to pressure points on the hands
—
Gently pulses on palms and wrists
—
Can soothe discomfort in the hands and wrists
—



BX

Highest air to water ratio in our collection
—
Patented design developed to reinvigorate leg muscles
—



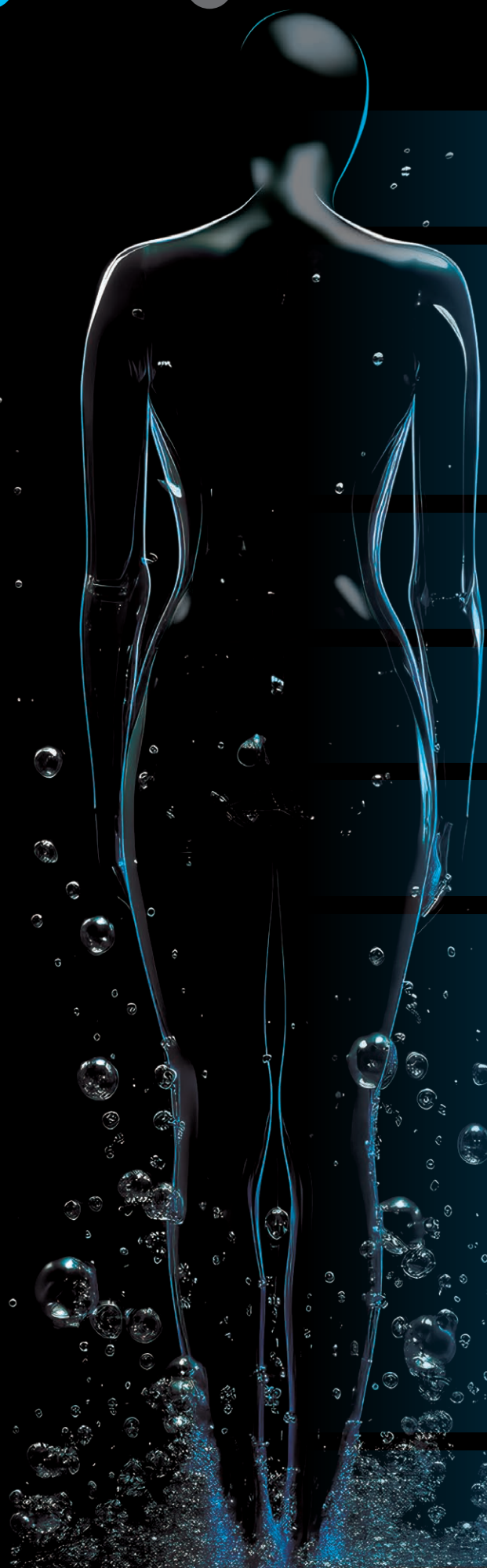
J-LX® / J-400™ / J-300™



J-LX® / J-400™ Exclusive



J-300™ Exclusive



NX

Neck

FX

FX-R

MX

RX

Dorsal

FX

FX-LR

MX

FX-L

Lumbar

FX-R

FX-D

Hips

BX

PX

Wrists

BX

FX-R

FX-S

FX

Legs

MX

FX-LR

FX-S

FX-R

Feet

Please, be seated

Decades of expertise drive the Jacuzzi® Hot Tub design process to deliver personalized comfort. The collection of seats in every Jacuzzi® Hot Tub facilitates full-body hydromassage while balancing the flow to each seat for the best experience.

Seats are complemented by jets on the calves and in the foot dome to lift the weight of the day. Smooth surfaces and soft sculpting make it easy to move freely to enjoy all of the seats. Every Jacuzzi® Hot Tub is expertly engineered to nurture your well-being to the core.



MX Therapy Seat

The Original in Low-Back Relief

Ease into this deeply contoured seat to release tension in the lower back with a high-volume, low-pressure massage. Maximized air output delivers a soothing deep tissue massage. Paired with neck jets for a fully relaxing experience.



RX Therapy Seat

Comforting Back and Shoulder Relief

A ring of spinning RX Jets targets key back and shoulder muscles, drawing on the highest performance hydromassage from the Jacuzzi® Brand to soothe stiff muscles and release tension. Neck jets complement the massage for extra relief.



FX Therapy Seat

Full Coverage Neck, Shoulder and Back Relief

A collection of 10 to 12 FX Jets deliver a stimulating, spiral-action deep tissue massage to relieve aches from the neck and shoulders through the entire back. Pressure is adjustable for a personalized massage. The J-300™ models feature the Hydrosoothe® neck-massaging headrest.



ProAir™ Lounge

Full-Body Relief

Designed to distribute body weight evenly for a comprehensive massage. The ProAir™ Lounge eases tension in the shoulders and back by combining FX and FX-R rotational jets along the center of the back. Exclusive BX Jets target the calves with an invigorating, bubbly massage and FX Jets penetrate the muscles of the feet with therapeutic relief.




Foot Dome

Overall Tension Relief

A targeted reflexology massage increases energy, boosts circulation and stimulates nerve function throughout the body. This tension-relieving action induces a deep state of relaxation while keeping you in the perfect position.



MX Therapy Seat



FX Therapy Seat



RX Therapy Seat



ProAir™ Lounge

Infrared technology: a new frontier in wellness

Jacuzzi® is the first and only brand to offer Infrared and Red Light therapy across a range of wellness products, from Hot Tubs to Swim Spas. Premiering in the **J-LX® and J-400™ Collection**, the FX-IR Seat combines Infrared and Red Light therapy with hydromassage for unmatched rejuvenation.

The therapeutic benefits of hydrotherapy

The regeneration power of Infrared and Red Light

The regenerative qualities of Infrared and Red Light




All working together deep beneath the skin's surface




Rejuvenation Meets Relaxation
The rejuvenating powers of Infrared and Red Light therapy work together deep beneath the skin's surface to relieve pain, improve range of motion, and reach a state of mindfulness.

Effortless
Only Jacuzzi® offers the joys and benefits of hydrotherapy, Infrared and Red Light therapy, effortlessly ready when you are.

Peace of Mind
You can be confident using IR and Red Light therapy to enhance your relaxation.


Skin Level	
	Hydromassage Jet pressure delivers varied massage through surface contact
	Red Light Specialized deep red light reaches surface tissue and cells
	Near Infrared Positioned to target deep tissue within the lumbar region of the lower back





Relax while
the water goes
to work.





1

2

3

4

5

5-Stage filtration process*

Cleaner* water means fewer water changes and less effort for you.

Clean* water, less effort

We've combined ozone and UV-C technology to provide a hands-free approach to water care. CLEARRAY Active Oxygen® System works harder to clean* the water longer. Ozonated water is exposed to a UV-C bulb to energize the molecules, unlocking Active Oxygen to clean* more so you clean less.

Stages 1 & 2

The surface skimming weir and ProCatch™ bag work together to clean the surface while trapping large debris for easy removal.

Stages 3

The ProClarity® filter on the ProStream™ circulation pump helps ensure clean, sparkling water quickly by catching tiny debris and particles that other filters miss.

Stages 4

The ProStream™ circulation pumps pulls the water through a ProClear® filter that works to clarify water even when the jets are not running.

Stages 5

The ProClear® filter operates with your Hot Tub's hydromassage pump to remove large and small particles providing the cleanest water.

All Jacuzzi® collection models use special water treatments and multi-stage filtration to ensure your Hot Tub and Swim Spa water is disinfected.

* Stages of filtration vary by collection

The serenity is in the details

We design spas that perform for years with minimal care. Durable, reliable and designed with you in mind, from the materials chosen to the performance you expect.

ProFusion™ Shell

Highest quality acrylic, a bonded vapor barrier and a resin composite are layered together for ultimate durability, creating an inseparable bond that stands up to heat and cold.

Tool-Free Cabinetry

Fade-resistant, maintenance-free cabinetry withstands heat and cold and stays beautiful longer.

High-Performance Energy-Saving Insulation

Our insulation completely surrounds the shell and fills the cabinet. This lowers operating costs, ensures quieter operation and is reliable in the coldest climates.

ProPolymer™ Base

A rugged protective barrier insulates the spa from the foundation. The durable ABS-formed foundation protects components from moisture and the elements while adding structural strength.

ProLast™ Cover

Lock heat in with our durable UV-stable, woven polyester outer fabric and EPS foam core. Our ProLast™ cover protects your spa for years to come. It creates a vacuum seal around the sculpted shell to retain heat and maintain water temperature longer for lower operating costs.

Cascading Waterfall

An elevated, independent water feature that amplifies ambiance with soothing sound.



Peace of mind from anywhere

Our patented, industry-first SmartTub® system provides remote monitoring and control through phones, smart devices, and Siri® and Alexa® wearables anywhere in the world.* All with software updates and a cellular connection that's simpler and more reliable than Wi-Fi. Enjoyment made easy.

Energy Savings

Smart technology lets you optimize energy savings with industry-first Smart Heat Mode, which monitors, schedules, and adjusts energy usage. Automation reduces standby power by 25%.

Convenience

Track energy usage reports, pair with smart devices, and enjoy new features updated automatically.

Full Control

Adjust temperature, jets, and lights, and lock down your Hot Tub to prevent usage, whether home or away.

Peace of Mind

Smart sensors send automatic alerts to you and your dealer if your Hot Tub needs attention, such as for power outages, freezing, or overheating.

Hot Tub cover sensor

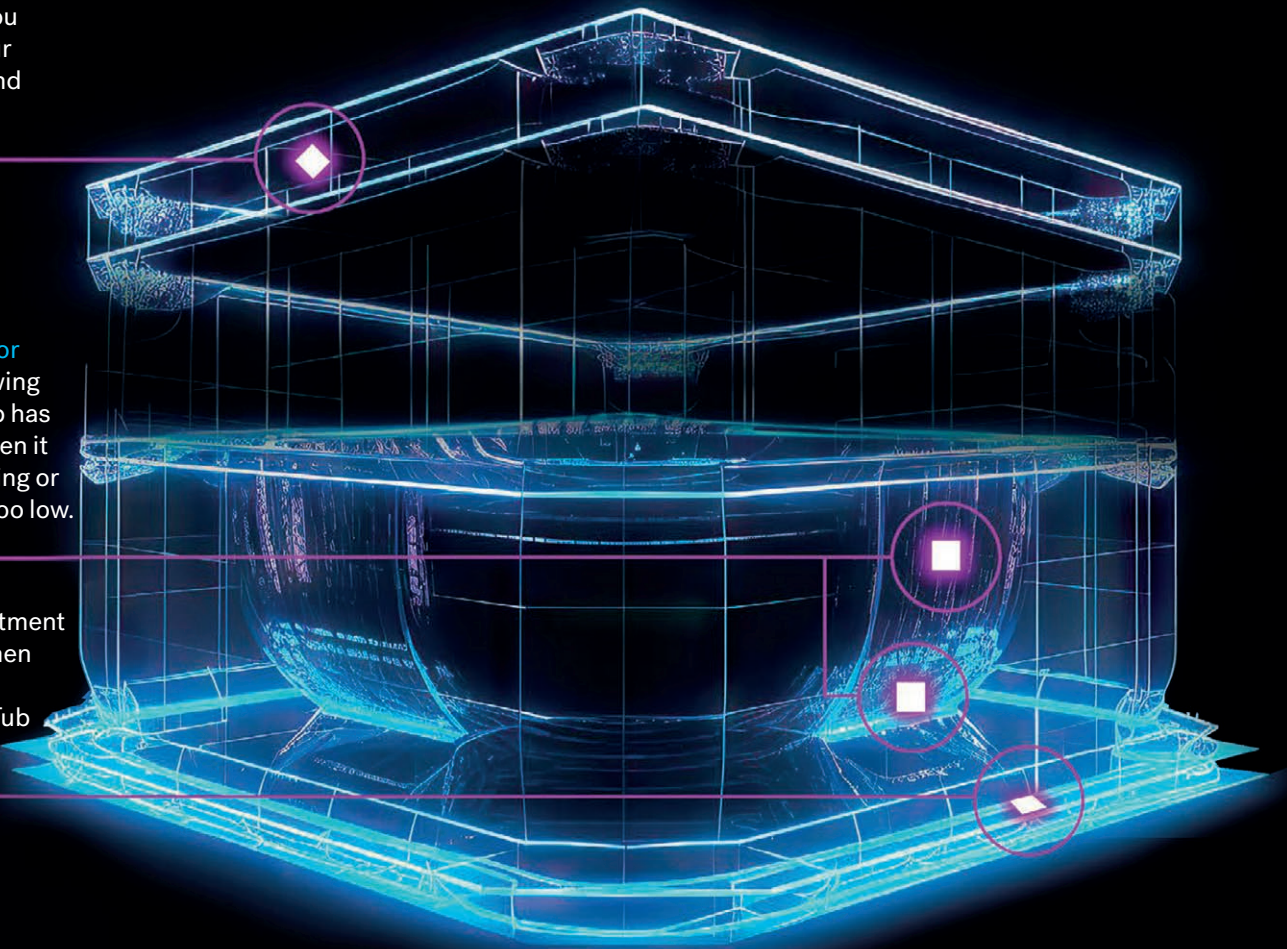
Forgot to close your cover? We have you covered. Keep your water hot, clean and free of debris.

Drain and fill sensor

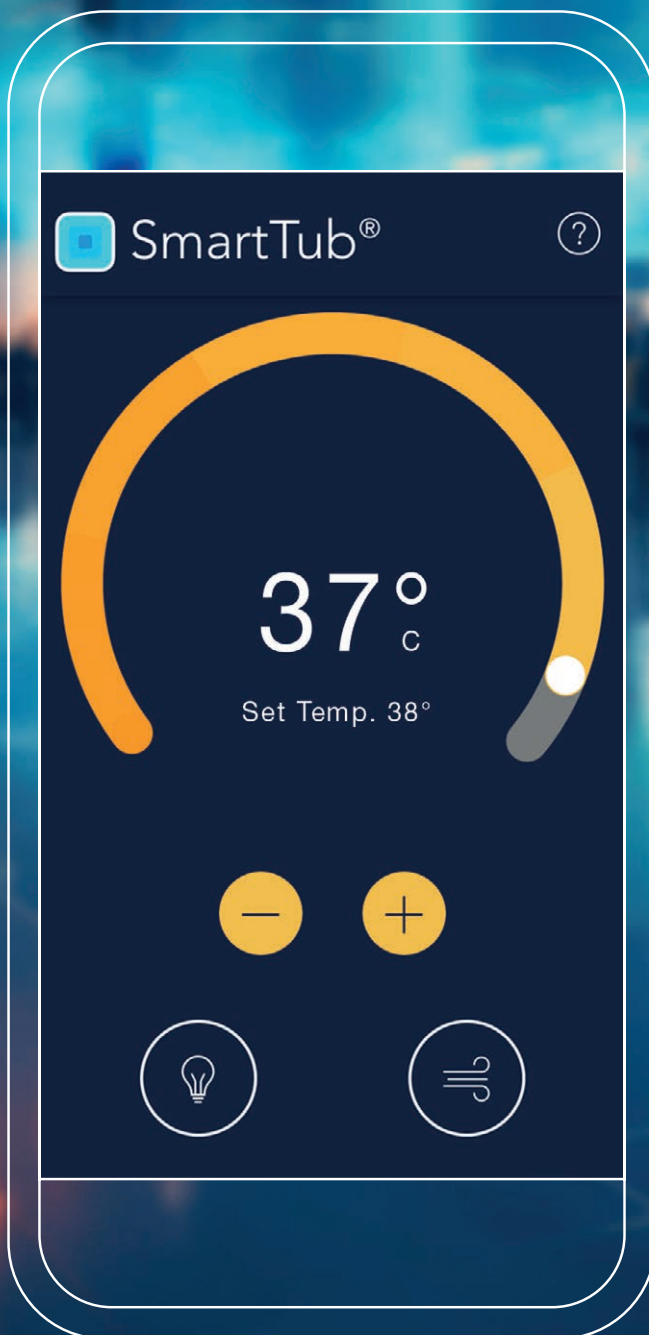
Save time by knowing when your Hot Tub has finished filling, when it has finished draining or the water level is too low.

Water sensor

Protect your investment by being aware when there's water near your internal Hot Tub components.



“I keep the temp low (36°)
when I'm out of town and just click the
app on the way from the airport and...
voila!
It's 38° when I get home.”



J-400™ Collection

Elegant design and our most complete hydromassage experience combine to innovative IR and Red Light technology create a retreat like no other. Graceful curves give rise to a high-back design and elevated waterfall that lends a dramatic presence to any space.





J-LX® / J-400™

J-LX® / J-400™ Exclusive

J-LX® / J-400™ Exclusive



Model

J-495™

Seats
8-9

Dimensions*
91 x 110 x
37,5-43,5 cm

Electrical
240VAC 60Hz
50A/60A

Dry Wt.
495 kg

Total Filled Wt.
3.030 kg

Avg Spa Vol.
1.893 L

Jets



*All Hot Tub dimensions are shown in: L x W x H.



Model

J-485™

Seats
6-7

Dimensions*
213 x 213 x 91 cm

Electrical
230VAC 50Hz
20A/30A/40A

Dry Wt.
325 kg

Total Filled Wt.
1.971 kg

Avg Spa Vol.
1.211 L

Jets



Model

J-475™

Seats
6
Lounge

Dimensions*
213 x 213 x 91 cm

Electrical
230VAC 50Hz
20A/30A/40A

Dry Wt.
329 kg

Total Filled Wt.
1.918 kg

Avg Spa Vol.
1.155 L

Jets



J-LX®/J-400™

J-LX® / J-400™ Exclusive

J-LX® / J-400™ Exclusive



Model
J-445™

Model
J-435™

Seats 6	Dimensions* 213,5 x 213,5 x 95/110,5 cm	Electrical 230VAC 50Hz 20A (2 breakers required)
------------	---	--

Seats 5-6 Lounge	Dimensions* 213,5 x 213,5 x 95/110,5 cm	Electrical 230VAC 50Hz 20A (2 breakers required)
------------------------	---	--



Dry Wt. 388 kg	Total Filled Wt. 2.052 kg	Avg Spa Vol. 1.438 L
-------------------	------------------------------	-------------------------

Dry Wt. 373 kg	Total Filled Wt. 2.037 kg	Avg Spa Vol. 1.363 L
-------------------	------------------------------	-------------------------

Jets

Jets



*All Hot Tub dimensions are shown in: L x W x H.

RX Jets

Feel a powerful, steady rotation that provides full coverage massage to relieve muscle tension primarily in your middle and upper back.



High Back and Waterfall

The elevated backlit waterfall cascades water down your neck and back while adding a breathtaking and soothing ambiance.



Acrylic Options



Porcelain



Platinum




Silver Pearl



Midnight


ProFinish® Cabinetry



Modern Hardwood



Smoked Ebony



Brushed Gray

Standard Features

- Jacuzzi® PowerPro® Jets
- Specialty Jacuzzi® PowerPro® FX-D, RX and PX Jets
- IR and Red Lights
- Adjustable Headrests
- Illuminated Waterfall
- 5-Stage Filtration System
- CLEARRAY® Active Oxygen® System
- CLEARRAY® On-demand
- ProStream™ Filtration Pump
- Floating Propolymer Foundation
- Energy Efficient with Multi-Layer Insulation
- ProFinish® Cabinetry
- Tool-Free Cabinetry
- ProLast™ Cover in Black
- Quick Drain System
- Underwater LED multicolor light
- Exterior Corner White LED Lighting
- Illuminated Cup Holders
- Status Indicator Light
- ProTouch™ Control
- SmartTub® System

Optional

- BLUEWAVE™ Stereo, Premium Speaker + Sub-woofer
- SmartTub® Wireless Sensor Kit

J-LX[®] Collection

Clean, simple lines frame the welcoming water of our newest product family. With our IR and Red Light therapy we taking hydrotherapy to the next level, we're leading the industry once again by creating the ultimate wellness experience.



J-LX[®]



J-LX®/J-400™/J-300™

J-LX® / J-400™ Exclusive

J-LX® Exclusive



Model
J-LX®

Seats
6-7

Dimensions*
231 x 231 x 86 cm

Electrical
230VAC 50Hz
1x32A

Dry Wt.
388 kg

Total Filled Wt.
2.052 kg

Avg Spa Vol.
1.666 L

Jets + IR Lights



Model
J-LXL®

Seats
5-6
Lounge

Dimensions*
231 x 231 x 86 cm

Electrical
230VAC 50Hz
1x32A

Dry Wt.
415 kg

Total Filled Wt.
2.098 kg

Avg Spa Vol.
1.249 L

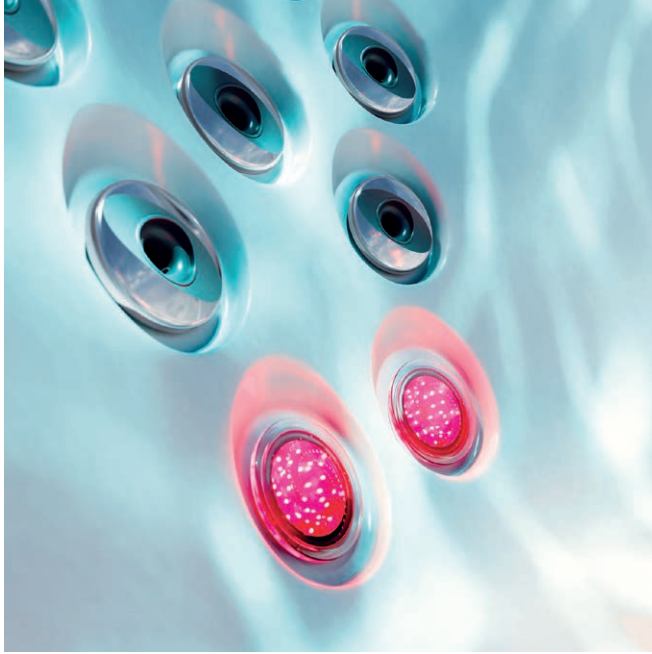
Jets + IR Lights



*All Hot Tub dimensions are shown in: L x W x H.

IR + Red Light Therapy

The FX-IR Seat offers our most advanced hydrotherapy, combining full-back and neck hydromassage with near Infrared and deep Red Light therapy on the lumbar region of the lower back.



Full-featured Modern Design

The geometric form enhances your outdoor space with crisp lines and dramatic exterior lighting. Once inside, the gentle waterfall takes over your senses to round out a soothing transformational experience.



Acrylic Options




Porcelain



Platinum


ProFinish® Cabinetry



Modern Hardwood



Smoked Ebony



Brushed Gray

Standard Features

- Jacuzzi® PowerPro® Jets
- Specialty Jacuzzi® PowerPro® RX Jets
- IR and Red Lights
- Headrests
- Illuminated Infinity Edge Waterfall
- 5-Stage Filtration System
- CLEARRAY® Active Oxygen® System
- CLEARRAY® On-demand
- ProStream™ Filtration Pump
- Floating Propolymer Foundation
- Energy Efficient with Multi-Layer Insulation
- ProFinish® Cabinetry
- Tool-Free Cabinetry
- ProLast™ Cover in Black
- Quick Drain System
- Interior Dual multicolor LED Lighting
- Exterior Corner White LED Lighting
- Built-In Drink Holders
- ProTouch™ Control
- SmartTub® System
- Optional**
- SmartTub® Wireless Sensor Kit

J-200™ Collection

Pleasing aesthetics, rejuvenating hydromassage and legendary comfort is what Jacuzzi® is famous for, and it sets the foundation for our most affordable Hot Tubs. Take a seat and enjoy the view from this warm water escape.

J-200™







Model

J-285™

Seats
6-7

Dimensions*
226 x 226 x 91 cm

Electrical
230VAC 50Hz
20A/30A/40A

Dry Wt.
352 kg

Total Filled Wt.
2.225 kg

Avg Spa Vol.
1.382 L

Jets
42

Model

J-275™

Seats
6
Lounge



Dimensions*
226 x 226 x 91 cm

Electrical
230VAC 50Hz
20A/30A/40A

Dry Wt.
351 kg

Total Filled Wt.
2.205 kg

Avg Spa Vol.
1.363 L

Jets
38

*All Hot Tub dimensions are shown in: L x W x H.



Model

J-245™

Seats
6-7

Dimensions*
213 x 213 x 91 cm

Electrical
230VAC 50Hz
20A/30A/40A

Dry Wt.
325 kg

Total Filled Wt.
1.971 kg

Avg Spa Vol.
1.211 L

Jets
36

Model

J-235™

Seats
6
Lounge



Dimensions*
213 x 213 x 91 cm

Electrical
230VAC 50Hz
20A/30A/40A

Dry Wt.
329 kg

Total Filled Wt.
1.918 kg

Avg Spa Vol.
1.155 L

Jets
34



Model

J-225™

Model

J-215™

Seats
4-5

Dimensions*
203 x 203 x 84 cm

Electrical
230VAC 50Hz
20A/30A

Seats
2-3
Lounge

Dimensions*
175 x 193 x 84 cm

Electrical
230VAC 50Hz
20A/30A



Dry Wt.
281 kg

Total Filled Wt.
1.726 kg

Avg Spa Vol.
1.060 L

Dry Wt.
235 kg

Total Filled Wt.
1.332 kg

Avg Spa Vol.
776 L

Jets
26

Jets
21

*All Hot Tub dimensions are shown in: L x W x H.

Tool-Free Cabinetry

Distinctive styling. Durable construction. With integrated exterior LED lighting and tool-free access for ease of use.



Backlit Headrest

Add visual flair at the touch of a button when you activate the multi-colored LED backlit headrests.



Acrylic Options




Porcelain




Platinum

Cabinetry



Charcoal



Smoke

Standard Features

Proprietary Jets with Stainless Steel Accent

Comfortable Backlit Headrests

3-Stage Filtration System

CLEARARRAY® UV-C System

Patented ProClassic™ 50 sq ft Filter with ProCatch™ Filter Bag

Tool-Free Cabinetry

Multi-Colored LED Lighting

Exterior Lighting

Built-In Drink Holders

ProLast™ Cover in Black

LCD Control Panel

Optional Features

SmartTub® System

This is what you've been waiting for

We've worked hard to make choosing your new Hot Tub easy, by offering a line of spas for every backyard style and budget. No matter what collection you decide on, our focus on quality and design will ensure you enjoy your Hot Tub for years to come.

	new J-400™ Collection	new J-LX® Collection	J-300™ Collection	new J-200™ Collection
Models	5	2	8	6
IR + Red Light Therapy	<input type="checkbox"/>	<input type="checkbox"/>		
Jacuzzi® PowerPro Jets	<input type="checkbox"/>	<input type="checkbox"/>	<input type="checkbox"/>	
Seat Air Control	<input type="checkbox"/>	<input type="checkbox"/>	<input type="checkbox"/>	<input type="checkbox"/>
Illuminated Waterfall	<input type="checkbox"/>	<input type="checkbox"/>	<input type="checkbox"/>	
Headrests	<input type="checkbox"/>	<input type="checkbox"/>	<input type="checkbox"/>	<input type="checkbox"/>
5-Stage ProClarity™ Filtration System	<input type="checkbox"/>	<input type="checkbox"/>	<input type="checkbox"/>	
ProClear™ Filter	<input type="checkbox"/>	<input type="checkbox"/>	<input type="checkbox"/>	<input type="checkbox"/>
CLEARARRAY Active Oxygen®	<input type="checkbox"/>	<input type="checkbox"/>	<input type="checkbox"/>	<input type="checkbox"/>
CLEARARRAY® On-demand	<input type="checkbox"/>	<input type="checkbox"/>	<input type="checkbox"/>	
ProStream™ Filtration Pump	<input type="checkbox"/>	<input type="checkbox"/>	<input type="checkbox"/>	
Sand Filter				
ProPolymer™ Foundation	<input type="checkbox"/>	<input type="checkbox"/>	<input type="checkbox"/>	
SmartSeal™ / Perimetral Insulation	<input type="checkbox"/>	<input type="checkbox"/>	<input type="checkbox"/>	<input type="checkbox"/>
Tool-Free Cabinetry	<input type="checkbox"/>	<input type="checkbox"/>	<input type="checkbox"/>	<input type="checkbox"/>
Interior Lighting	<input type="checkbox"/>	<input type="checkbox"/>	<input type="checkbox"/>	<input type="checkbox"/>
Exterior Lighting	<input type="checkbox"/>	<input type="checkbox"/>	<input type="checkbox"/>	<input type="checkbox"/>
Drink Holders	<input type="checkbox"/>	<input type="checkbox"/>	<input type="checkbox"/>	<input type="checkbox"/>
Quick Drain System	<input type="checkbox"/>	<input type="checkbox"/>	<input type="checkbox"/>	
Heat Exchanger				
ProLast™ Cover	<input type="checkbox"/>	<input type="checkbox"/>	<input type="checkbox"/>	<input type="checkbox"/>
ProVinyl Cover				
ProTouch™ Control	<input type="checkbox"/>	<input type="checkbox"/>		
LCD Control Panel				<input type="checkbox"/>
Touch Control				
Overflow Rim + Compensation Tank				
Automatic water fill-up				
SmartTub® System	<input type="checkbox"/>	<input type="checkbox"/>	<input checked="" type="checkbox"/>	<input checked="" type="checkbox"/>
SmartTub® Wireless Sensor Kit	<input type="checkbox"/>	<input type="checkbox"/>	<input type="checkbox"/>	
Impianto stereo BLUEWAVE™	<input type="checkbox"/>		<input type="checkbox"/>	

Standard

Compatible

Optional

	J-200™ Classic Collection	Design Collection	Lodge+ Collection	Professional Collection
Models	2	8	3	5
IR + Red Light Therapy				
Jacuzzi® PowerPro Jets				
Seat Air Control				
Illuminated Waterfall				
Headrests				
5-Stage ProClarity™ Filtration System				
ProClear™ Filter				
CLEARRAY Active Oxygen®				
CLEARRAY® On-demand				
ProStream™ Filtration Pump				
Sand Filter				
ProPolymer™ Foundation				
SmartSeal™ / Perimetral Insulation				
Tool-Free Cabinetry				
Interior Lighting				
Exterior Lighting				
Drink Holders				
Quick Drain System				
Heat Exchanger				
ProLast™ Cover				
ProVinyl Cover				
ProTouch™ Control				
LCD Control Panel				
Touch Control				
Overflow Rim + Compensation Tank				
Automatic water fill-up				
SmartTub® System				
SmartTub® Wireless Sensor Kit				
BLUEWAVE™ Stereo				



Body
and
Mind

Feel yourself transformed

Immerse yourself
in the experience that made us a household name.

Feel a weight lift
at the mere thought of warm, bubbling water.

Let stress wash away as you step in.
Emerge rejuvenated to take on the day.
And let the long-lasting refreshing energy transform
your body and mind.

Jacuzzi®

JACUZZI EUROPE S.p.A.

Direzione e Coordinamento
Jacuzzi Brands, LLC. (USA)

S.S. Pontebbana km 97,200
33098 Valvasone Arzene (PN) Italia

Via dell'Unione, 1
20123 Milano (Italia)

Tel. +39 0434 859111
Fax +39 0434 85278

info@jacuzzi.eu
www.jacuzzi.com