

Hot Tub and Swim Spa

Collection 2026



Jacuzzi®

Year after year, Jacuzzi® redefines
what a Hot Tub can be.



Nothing else relaxes you like Jacuzzi®.

Nothing else energizes you like Jacuzzi®.

Nothing else feels this good.



OF HYDROTHERAPY



Behind every jet, light, and contour—there's purpose.
Every detail meticulously engineered and crafted.
To relieve stress. To speed recovery.
To sleep better and rejuvenate you.
It all begins the moment you step in.



70 years of breakthroughs...

With decades of expertise in the science of moving water, our pioneering spirit has led to many signature achievements—like precision-placed jets, ergonomic seating, and intuitive controls.







...go into every moment of bliss

Our commitment to wellness drives every breakthrough. We create spa experiences that go far beyond relaxation to support your overall health and vitality, including our exclusive True Water® system and Infrared and Red Light technology.

From inventing at-home hydrotherapy...

The Jacuzzi® story began with a family of inventors whose pioneering patents took off in aviation and agriculture. In the 1940s, Ken Jacuzzi, age 2, was diagnosed with rheumatoid arthritis. Ken's father invented the world's first at-home pump providing pain-relieving hydrotherapy, composed of heat, buoyancy, and optimal massage.




1900



...to perfecting it today

As Jacuzzi® became a household name, we've led the way in hydrotherapy decade after decade. Our Aqualibrium® formula produces the perfect balance of air and water, providing a unique high-volume, low-pressure massage that feels gentle on the surface but deep where it counts. And today, Infrared therapy and True Water® have continued to push the boundaries of joy, relaxation, and well-being.



75
YEARS
OF HYDROTHERAPY

| | | | | | | | | | | | | Today

IR and Red Light technology: the new frontier in wellness Jacuzzi®

Our exclusive Infrared and Red Light technology works in harmony with hydrotherapy to soothe and rejuvenate beneath the surface and improve health and well-being.



Check out all the benefits
of IR and Red Light technology.

Rejuvenation meets relaxation

The rejuvenating powers of Infrared and Red Light technology work together deep beneath the skin's surface to relieve pain, improve range of motion, and help you reach a state of mindfulness.

Backed by research

Substantial evidence supports the efficacy of IR and Red Light technology to relieve pain.¹ To ensure safety, it's been tested by certified third-party Intertek® test laboratories.²

Relief where it's needed most

Low back pain is the leading cause of disability worldwide,³ so we strategically placed our IR and Red Light technology where it can target deep tissue within the lumbar region of the lower back.

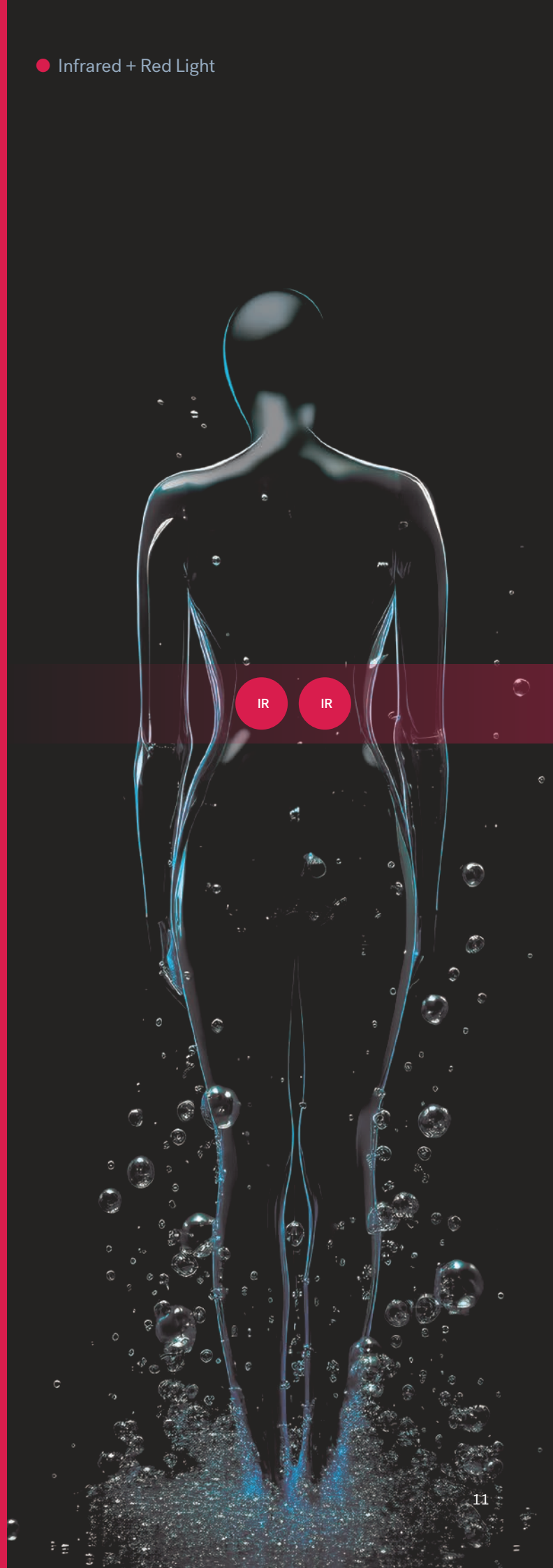
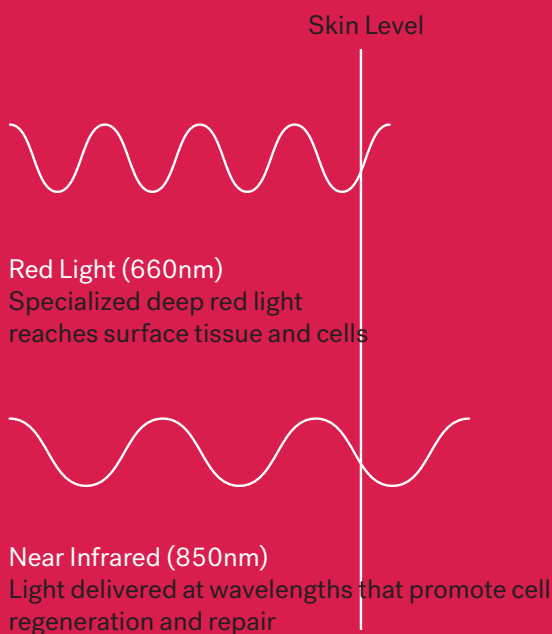
¹ Source: 2008 Cochrane Review

² The IR and Red Light device met the IEC 62471 Photobiological Safety Standard

³ Source: World Health Organization

Visit <https://www.who.int/news-room/fact-sheets/detail/musculoskeletal-conditions>

● Infrared + Red Light



The next generation of water care

So fresh. So clean.¹ And 99.9% chlorine-free. Our revolutionary **True Water®** system makes spa water fresh and clear without all the harsh chemicals. You'll see, feel, and smell the difference.



Learn how True Water®
is revolutionizing water care.

The most beautiful water

True Water® brings the revolutionary power of nanobubble technology to home spas. There are no traditional cleaners like bromine or salt. Instead, True Water® uses oxygen-filled nanobubbles to continuously cleanse and purify the water. For water so clear, it sparkles. So soft, it caresses and comforts you. So inviting, you'll fall in love with water again and again.

Truly easy to care for

Most spas require daily upkeep but with True Water®, you only need to spend about 15 minutes per month caring for your water. You'll spend far less time and money maintaining your Hot Tub and more time relaxing in it.

Proven effective

True Water® is effective at reducing contaminants², and we have the data to prove it. As the nanobubbles oxygenate the water, they deep-clean every part of your Spa. Lab results³ show that True Water® has reduced 99.9% of bacteria and viruses⁴ without using chlorine or bromine. Effective and beautiful.

Next-level wellness

With True Water®, trillions of oxygen-filled nanobubbles will continuously scrub away contaminants to deliver clear, sparkling water that's 99.9% chlorine-free.

¹ Clean is defined as the removal of microscopic debris (down to 3-micron level, varies by model) from the water.

² Contaminants include dirt and grit. An independent laboratory found True Water® to be 2.5x more effective than regular water at scrubbing Hot Tub surfaces.

³ Antimicrobial efficacy testing was demonstrated using a simulated spa design for an in-use laboratory study based on guidance from the Standard Methods for the Examination of Water and Wastewater, 24th Ed., which are referenced in US EPA Guideline 810.2600.

⁴ Simulated in-use laboratory study tested against *Escherichia coli*, *Enterococcus faecium*, *Listeria pneumophila*, *Pseudomonas aeruginosa*, and coliphage (viral surrogate) demonstrated a 99.9% reduction in bacteria and viruses in as little as 2 hours.

High tech meets high touch

We believe cutting-edge technology should be intuitive and personalized. Our exclusive SmartTub® system is like a remote control and command center that lets you monitor, operate, and protect your Jacuzzi® Hot Tub.



Use voice commands with your smart device to set temperature, adjust jets, and more hands-free.



Learn more about SmartTub®, including enhanced 24/7 monitoring.

Control

You can adjust temperature, jets, and lights, and lock down your Hot Tub to prevent usage while you're away. Set up your own automated schedule, receive alerts, and check your Hot Tub status, whether you're at home or on the go.

Convenience

With SmartTub®, you can monitor and control your spa and track energy usage from anywhere in the world.

Plus, SmartTub® performs daily diagnostic checks to ensure peak performance.

Energy efficiency

Smart Heat Mode optimizes savings by using your spa in the most energy-efficient way possible. It can reduce standby power by up to 25% and has a Vacation Mode that minimizes water heating while you're away.

Peace of mind

SmartTub® sends automatic alerts and maintenance reminders if your spa needs attention and can detect power outages to protect against freezing or overheating. If any issue arises, SmartTub® alerts your Jacuzzi® dealer, who can get in touch with you. No other system offers this level of high-touch service.



ONLY FR

Just

OM

Om



THE EXPERI



ENCE


Designed to fit you

By studying human dimensions, we design Hot Tubs based on the average proportions of 90% of the population, ensuring your Hot Tub conforms to you. Our seats are sculpted with an ergonomic focus to cradle the contours of the body.

Specialized Jacuzzi® PowerPro® Jets – recessed for your complete comfort – are thoughtfully positioned to effectively target key muscles.

Heavy duty, light touch

Aqualibrium® is the perfect balance of air and water. Jacuzzi® jets are developed with an emphasis on a 360-degree air induction to provide a unique high-volume, low-pressure massage. It has the power to bring deeper, more intense massage in a gentle way.

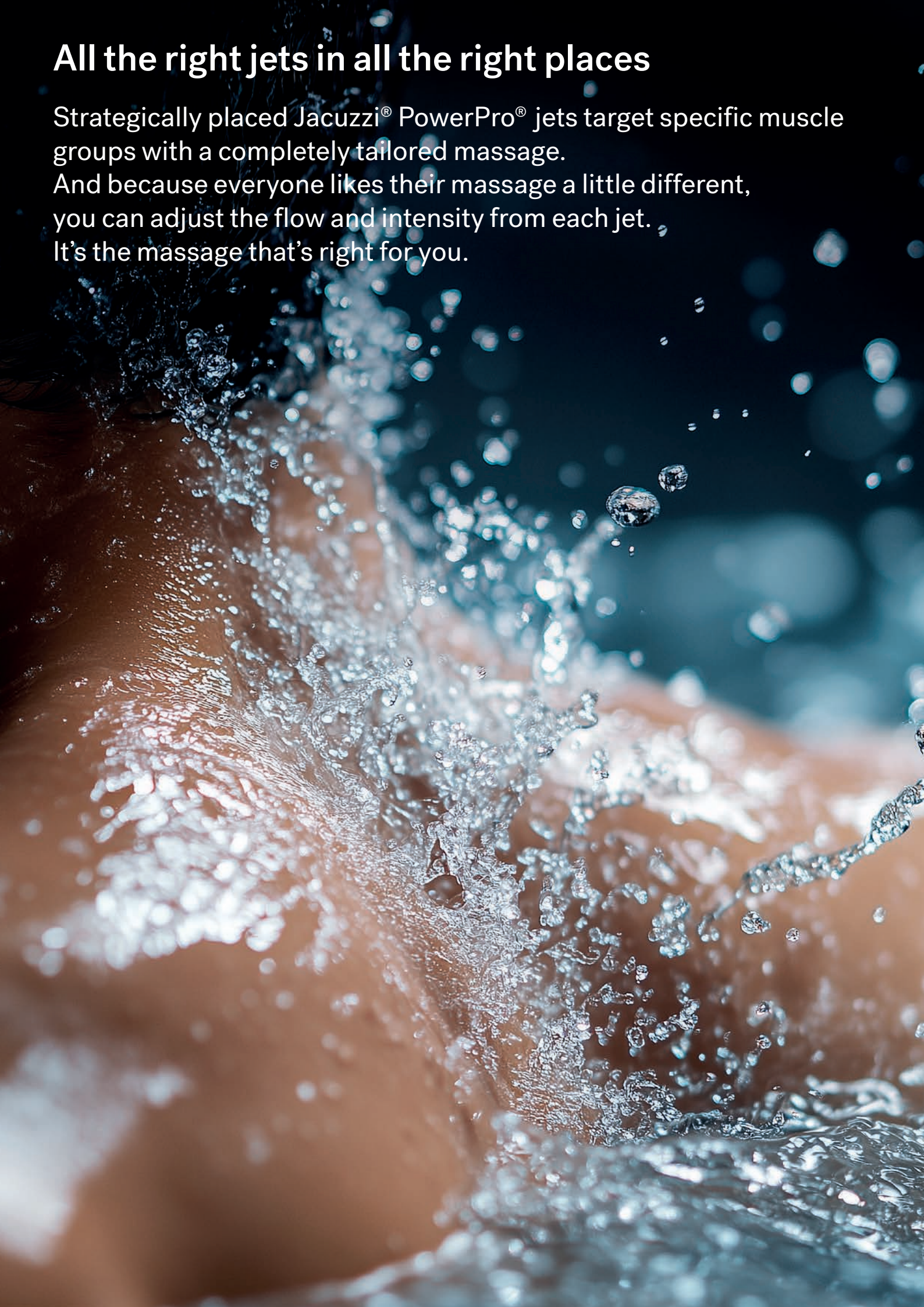


All the right jets in all the right places

Strategically placed Jacuzzi® PowerPro® jets target specific muscle groups with a completely tailored massage.

And because everyone likes their massage a little different, you can adjust the flow and intensity from each jet.

It's the massage that's right for you.





NX

Target zone: Neck

Channel pressure to the sensitive neck area with a highly focused stream that relieves tension and strain. Move the nozzle to personalize massage direction.



FX

Target zone: Shoulders, back, and feet

Exclusive spiral design focuses on smaller muscle groups with an energetic impact, stimulating pressure points on the shoulders, back, and feet.



VX

Target zone: Legs, feet, and wrists

By pulling in a large volume of air and pushing out a wide plume of water, it generates a gentle, yet powerful massage to unlock tight, overworked muscles.



MX

Target zone: Full Back

The original performance therapy jet. The MX includes a completely adjustable nozzle with a 60° range for bold, high-volume massage action right where you need it.



RX

Target zone: Middle and upper back

The powerful kneading motion provides a full-coverage massage to relieve muscle tension, primarily in your middle and upper back.



FX-R

Target zone: Shoulders, back, and feet

This high-speed rotating jet combines broad coverage with penetrating power, reaching deep-tissue layers in the center of the lower back.



BX

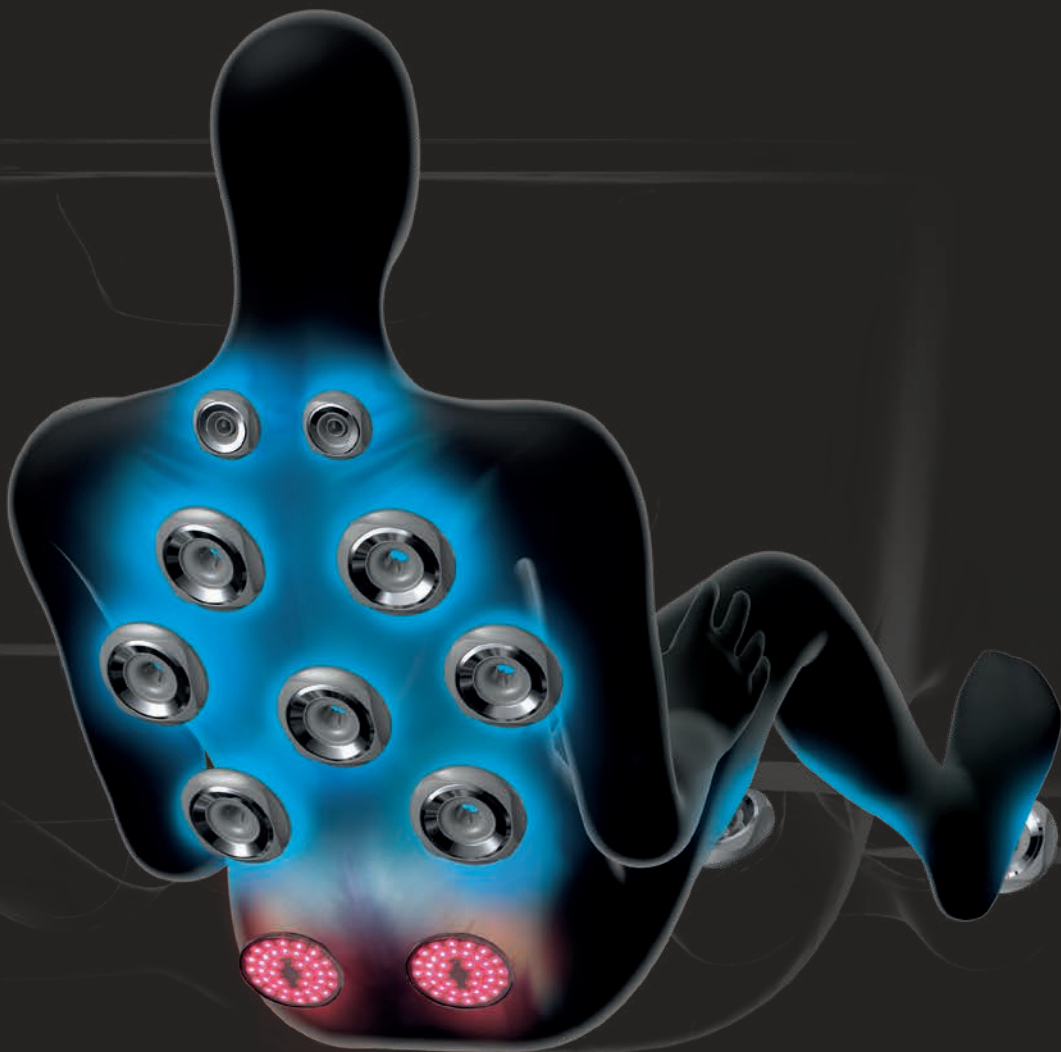
Target zone: Legs and wrists

Its patented design, developed to reinvigorate leg muscles, produces a soothing massage with our highest air-to-water ratio for a bubbly effect.

Please, be seated

Decades of expertise drive the Jacuzzi® Hot Tub design process to deliver personalized comfort. The collection of seats in every Jacuzzi® Hot Tub facilitates full-body hydromassage while balancing the flow to each seat for the best experience.

Seats are complemented by jets on the calves and in the foot dome to lift the weight of the day.



A

FX-IR technology lounge

Neck, shoulders, back, legs, and foot relief

The world's first IR lounge builds on the world's first IR seat with a full-body experience. Along with the full back and neck hydromassage, FX jets relieve stress and strain along the legs and feet as IR and Red Light technology target deep tissue in the lower back. Whole body comfort. Whole body wellness.

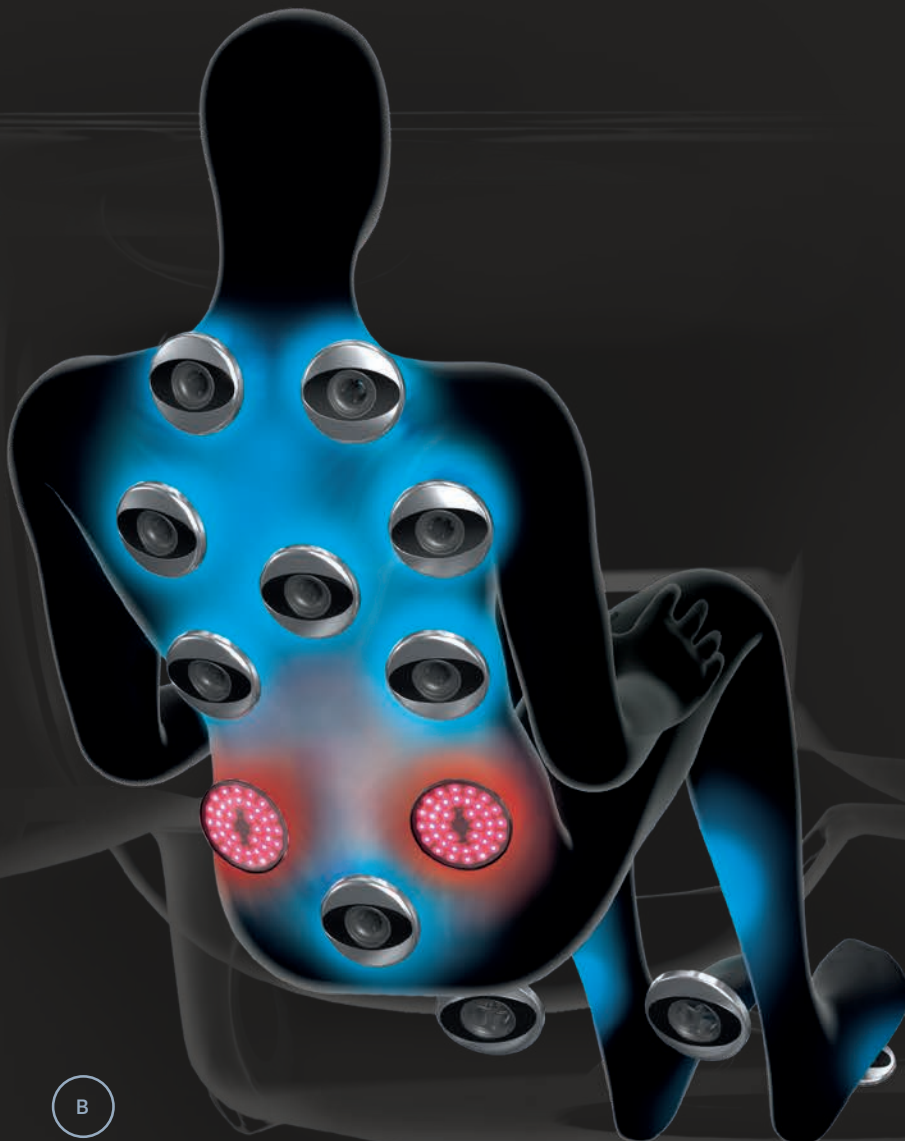
B

FX Therapy Seat

Full Coverage Neck, Shoulder and Back Relief

A collection of 10 to 12 FX Jets deliver a stimulating, spiral-action deep tissue massage to relieve aches from the neck and shoulders through the entire back. Pressure is adjustable for a personalized massage. The J-300™ models feature the Hydrosoothe™ neck-massaging headrest.

B



Smooth surfaces and soft sculpting make it easy to move freely to enjoy all of the seats. Every Jacuzzi® Hot Tub is expertly engineered to nurture your well-being to the core.



C

MX Therapy Seat*The Original in Low-Back Relief*

Ease into this deeply contoured seat to release tension in the lower back with a high-volume, low-pressure massage. Maximized air output delivers a soothing deep tissue massage. Paired with neck jets for a fully relaxing experience.

D

RX Therapy Seat*Comforting Back and Shoulder Relief*

A ring of spinning RX Jets targets key back and shoulder muscles, drawing on the highest performance hydromassage from the Jacuzzi® Brand to soothe stiff muscles and release tension. Neck jets complement the massage for extra relief.

E

ProAir™ Lounge*Full-Body Relief*


Designed to distribute body weight evenly for a comprehensive massage. The ProAir™ Lounge eases tension in the shoulders and back by combining FX and FX-R rotational jets along the center of the back. Exclusive BX Jets target the calves with an invigorating, bubbly massage and FX Jets penetrate the muscles of the feet with therapeutic relief.



E

A holistic approach to water care

Every Jacuzzi® Hot Tub includes filtration and water treatment technology to deliver exceptional cleaning** power and reduce the need for chemical sanitizers.



Stages 1 & 2

The surface skimmer and the ProCatch™ bag work together to clean the surface of the water by trapping large debris, and are easy to clean for easy routine care of your Spa.

Stages 3

The ProClear® filter further cleans the water from large surface debris, such as leaves and insects, even when the hydromassage jets are not in use.

Stages 4

The special ProClarity® dual-stage filter captures even the smallest particles, helping to ensure clean, bubbly water.

Stages 5

The Jacuzzi® ProStream™ circulation pump, moving a large volume of water, ensures constant recirculation, optimal filtration and clean water inside the Spa, thus minimizing the maintenance required.

5-Stage filtration process*

Cleaner** water means fewer water changes and less effort for you.

Clean** water, less effort

Harness the power of active oxygen for a hands-free approach to water care. CLEARRAY Active Oxygen® System works harder to clean the water longer. A UV-C bulb is directed toward the water, which then creates active oxygen molecules that break down and neutralize contaminants. They clean more, so you clean less.

All Jacuzzi® collection models use special water treatments and multi-stage filtration to ensure your Hot Tub and Swim Spa water is disinfected**.

* Stages of filtration vary by collection.

** Clean is defined as the removal of microscopic (down to 3-micron level, varies by model) debris from the water.

Beautiful water that's 99.9% chlorine-free

True Water® brings the power of nanobubble technology to home spas. It's the same technology used by advanced aquaculture and next-generation water purification systems.

Inspired by nanobubbles found in nature, such as crashing waves and waterfalls, True Water® uses trillions of oxygen-filled nanobubbles—5,000 times smaller than a grain of sand—to continuously clean¹ the interior of your spa. They scrub away and reduce contaminants² to deliver clear, sparkling water that's 99.9% chlorine-free. You'll see, feel, and smell the difference.

True Water® is effective at reducing contaminants³ and we have the data to prove it. Lab results⁴ show that it reduced 99.9% of bacteria and viruses⁵ without using chlorine or bromine.

¹ Clean is defined as the removal of microscopic debris (down to 3-micron level, varies by model) from the water.


² Contaminants include dirt and grit.

³ Contaminants include dirt and grit. An independent laboratory found True Water® to be 2.5x more effective than regular water at scrubbing Hot Tub surfaces.

⁴ Antimicrobial efficacy testing was demonstrated using a simulated spa design for an in-use laboratory study based on guidance from the Standard Methods for the Examination of Water and Wastewater, 24th Ed., which are referenced in US EPA Guideline 810.2600.

⁵ Simulated in-use laboratory study tested against *Escherichia coli*, *Enterococcus faecium*, *Listeria pneumophila*, *Pseudomonas aeruginosa*, and coliphage (viral surrogate) demonstrated a 99.9% reduction in bacteria and viruses in as little as 2 hours.

1. Nanobubbles surround contaminants



2. Nanobubbles break down contaminants



3. Nanobubbles reduce 99.9% of bacteria and viruses without using chlorine or bromine



The serenity is in the details

We design Hot Tubs that perform for years with minimal care. Durable, reliable and designed with you in mind, from the materials chosen to the performance you expect.



A side view of a hot tub with a white upper shell and a dark lower cabinet. Callout letters A through G are placed around the tub: A is on the top cover, B is on the cascading waterfall feature, C is on the upper shell, D is on the insulation area, E is on the side panel, F is on the side panel near the top, and G is on the base of the tub.

A

ProLast™ Cover

Lock heat in with our durable UV-stable, woven polyester outer fabric and EPS foam core. Our ProLast™ cover protects your Hot Tub for years to come. It creates a vacuum seal around the sculpted shell to retain heat and maintain water temperature longer for lower operating costs.

B

Cascading Waterfall

An elevated, independent water feature that amplifies ambiance with soothing sound.

C

ProFusion™ Shell

Highest quality acrylic, a bonded vapor barrier and a resin composite are layered together for ultimate durability, creating an inseparable bond that stands up to heat and cold

D

High-Performance Energy-Saving Insulation

Our insulation completely surrounds the shell and fills the cabinet. This lowers operating costs, ensures quieter operation and is reliable in the coldest climates.

E

Tool-Free Cabinetry

Fade-resistant, maintenance-free cabinetry withstands heat and cold and stays beautiful longer.

F

SmartTub® Wireless Sensor Kit

Includes a Cover Sensor to ensure your cover is always on; a Fill Sensor to save time filling or draining and let you know when water level is low; and a Water Sensor to detect when water is near sensitive components.

G

ProPolymer™ Base

A rugged protective barrier insulates the Hot Tub from the foundation. The durable ABS-formed foundation protects components from moisture and the elements while adding structural strength.



COLLEC



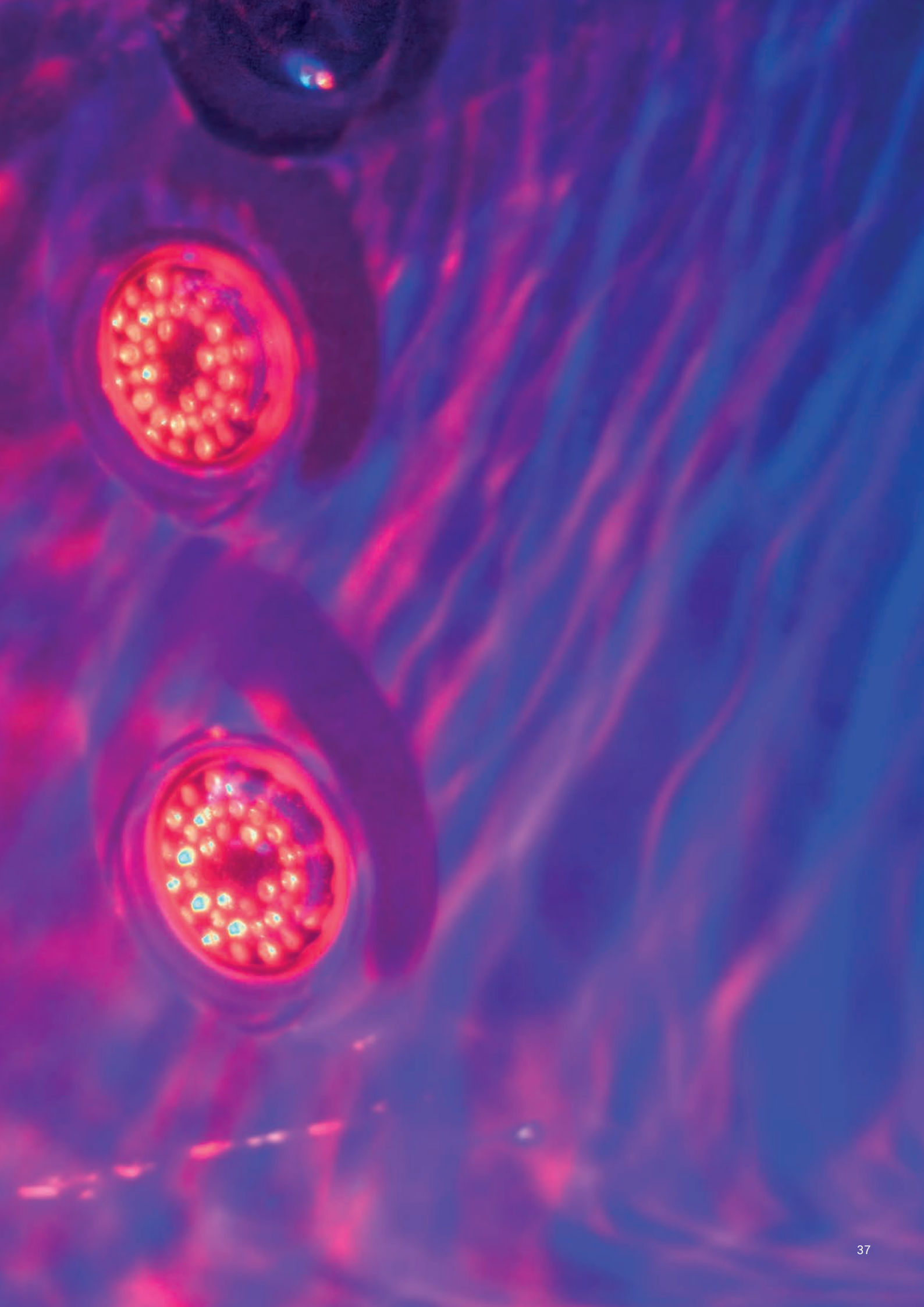
TION

The next wave of innovation is here

Introducing the J5™ Collection.
More immersive. More luxurious.
More than you imagined a
Hot Tub can be.



Take a comprehensive
spin through the new J5™.



J5™ Collection

The J5™ is a full-on immersive experience that supports your mental and physical well-being. Choose from three levels of hydromassage intensity or ease into full-seat IR technology. More wellness. More personal. More intuitive. The only hard part—deciding to get out.

J5





What sets the J5™ apart?

There are over a dozen exclusive features and settings the world has never seen before. All designed to make your personal wellness retreat more intuitive and advanced than any Hot Tub out there.

Let's dive into a few.

One tap is all it takes

Want better sleep? There's a mode for that. Need faster recovery? There's a mode for that. Five fully immersive experience modes in all—each its own curated, multisensory experience with coordinated hydromassage, IR technology, and lights.

Our most advanced hydrotherapy ever

Relaxation and recovery are easy to come by with three preset hydromassage levels, ranging from gentle circulation to intense massage. Full-seat Infrared technology adds rejuvenation that's more than skin deep to your wellness routine.



Personalized for each user

Each family member can tailor the spa settings to their liking, so each experience is unique and personal. Just save your preferences to a user profile and one touch activates your custom spa session, even before you step in.

So easy, you can relax

The SmartTub® app for J5™ achieves an unmatched degree of intuitive control. Easily choose experience modes, generate user profiles, set schedules, track IR usage, check energy savings, and take charge of nearly every aspect of your spa.

- J5™ / J4™ / J-400™ / J-300™ / Design / Professional
- J5™ / J4™ / J-400™ / Design / Professional Exclusive
- J5™ Exclusive
- IR + Red Light



Model

J509™

Model

J508L™

Seats 8-9	Dimensions* 239 x 280 x 94 H cm	Electrical 230VAC 50Hz 1x32A, 1x40A, 3x16A	Seats 6-7 Lounge	Dimensions* 239 x 239 x 94 H cm	Electrical 230VAC 50Hz 1x32A, 2x16A, 3x16A
--------------	---------------------------------------	---	------------------------	---------------------------------------	---



Dry Wt. 578 kg	Total Filled Wt. 2.489 kg	Avg Hot Tub Vol. 1.912 L	Dry Wt. 483 kg	Total Filled Wt. 2.072 kg	Avg Hot Tub Vol. 1.590 L
-------------------	------------------------------	-----------------------------	-------------------	------------------------------	-----------------------------

Jets + IR Lights



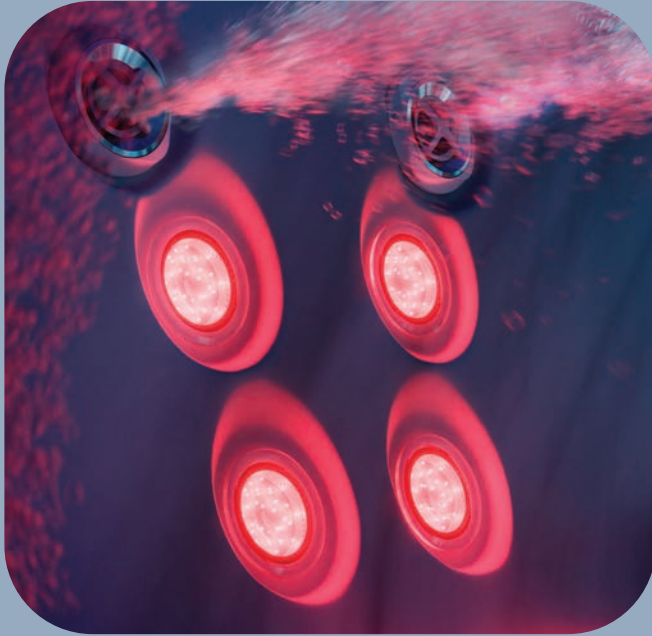
Jets + IR Lights



*All Hot Tub dimensions are shown in: L x W x H.

Infrared technology seat

Our most advanced hydrotherapy—Infrared and Red Light—now offers two additional IR lights exclusively on the J5™. While the IR focuses on your lower and middle back, exhilarating hydromassage jets ease tension from your neck down to your feet.



Waterfall with illuminated ledge


Take relaxation to the next level as an extra wide, graceful sheet of water cascades beneath an integrated ledge with a softly frosted, illuminated finish. It's the perfect place to hold your phone, drinks, or other items.




Acrylic Options



Platinum



Midnight




Canyon




Morning Mist

ProFinish® Cabinetry



Flax



Noir

Standard Features

True Water®

SmartTub® system with exclusive J5™ content

Seat with exclusive Infrared + Red Light technology

Jacuzzi® PowerPro® jets

Specialty Jacuzzi® PowerPro® RX jets

Specialty Jacuzzi® PowerPro® VX jets

Individual seat air control

Double illuminated infinity-edge waterfall

Adjustable headrests

ProTouch Plus™ controls with user profiles

In-seat control panel

User profiles

Preset hydromassage levels

BLUEWAVE® surround sound system

Illuminated bar top drink holders

Immersive interior lighting

Ambient exterior lighting with motion sensor (white LED)

6-stage filtration system - ProClear® and ProClarity® filter

ProStream™ filtration pump

Quick drain system

Heat-pump ready

ProFinish® tool-free cabinetry

SmartSeal™ energy-efficient insulation

Hybrid galvanized steel frame

Floating propolymer foundation

ProLast™ cover in black

Optional

SmartTub® Wireless Sensor Kit

SmartTub® Three-phase upgrade kit

J4™ Collection

Clean, sculpted lines frame the welcoming water. From the ergonomic perfection of its lounge seating to our legendary, stress-melting hydromassage, every detail is crafted to deliver a deeper, more restorative escape.





- J5™ / J4™ / J-400™ / J-300™ / Design / Professional
- J5™ / J4™ / J-400™ / Design / Professional Exclusive
- IR + Red Light



Model

J408L™

Seats
5-6
Lounge



Dimensions*
227 x 227 x
87 H cm

Electrical
230VAC 50Hz
1x32A,
1x20A/1x16A,
3x16A

Dry Wt.
415 kg

Total Filled Wt.
1.645 kg

Avg Hot Tub Vol.
1.231 L

Jets + IR Lights



Model

J404L™

Seats
3-4
Lounge



Dimensions*
176 x 214 x
84 H cm

Electrical
230VAC 50Hz
1x16A, 1x25A,
2x16A

Dry Wt.
313 kg

Total Filled Wt.
1.222 kg

Avg Hot Tub Vol.
909 L

Jets + IR Lights



*All Hot Tub dimensions are shown in: L x W x H.

IR technology lounge

The world's most advanced hydrotherapy—Infrared and Red Light—now offers full-body rejuvenation. Our exclusive IR technology focuses on the lumbar region of the lower back while exhilarating hydromassage eases tension from your neck and back to your legs and feet.



Full-featured modern design

The geometric form brings crisp lines and dramatic lighting to your outdoor space. A welcoming deck allows for socializing and easy entry. Once inside, the gentle waterfall completes a soothing, transformational experience.



Acrylic Options




Platinum



Porcelain

ProFinish® Cabinetry



Brushed Gray



Modern Hardwood



Smoked Ebony

Standard Features

True Water®

SmartTub® system

Seat with exclusive Infrared + Red Light technology

Jacuzzi® PowerPro® jets

Specialty Jacuzzi® PowerPro® RX jets

Individual seat air control

Illuminated infinity-edge waterfall

Headrests

ProTouch™ touchscreen control

Built-In Drink Holders

Premium LED interior lighting

Exterior corner lighting (white LED)

6-stage filtration system - ProClear® and ProClarity® filter

ProStream™ filtration pump

Heat-pump ready

ProFinish® tool-free cabinetry

Floating propolymer foundation

SmartSeal™ energy-efficient insulation

ProLast™ cover in black (J404L)

Optional

SmartTub® Wireless Sensor Kit

SmartTub® Three-phase upgrade kit

J-400™ Collection

Elegant design and our most complete hydromassage experience combine to innovative IR and Red Light technology create a retreat like no other. Graceful curves give rise to a high-back design and elevated waterfall that lends a dramatic presence to any space.

A large, dark-colored hot tub with a white interior is shown on a wooden deck. The hot tub has a high-back design and a waterfall feature. It is surrounded by a dark stone wall and some potted plants. The overall scene is outdoors, likely on a rooftop or patio.

J-400



- J5™ / J4™ / J-400™ / J-300™ / Design / Professional
- J5™ / J4™ / J-400™ / Design / Professional Exclusive
- IR + Red Light



Model

J-435™

Seats

5-6

Lounge



Dimensions*

214 x 214 x

95/110 H cm

Electrical

230VAC 50Hz

20A

(2 breakers
required)

Dry Wt.

373 kg

Total Filled Wt.

2.037 kg

Avg Hot Tub Vol.

1.363 L

Jets + IR Lights



RX Jets

Feel a powerful, steady rotation that provides full coverage massage to relieve muscle tension primarily in your middle and upper back.



High Back and Waterfall


The elevated backlit waterfall cascades water down your neck and back while adding a breathtaking and soothing ambiance.



Acrylic Options



Platinum



Midnight

ProFinish® Cabinetry



Smoked Ebony

Standard Features

True Water®

- SmartTub® System
- Seat with exclusive Infrared + Red Light technology
- Jacuzzi® PowerPro® Jets
- Specialty Jacuzzi® PowerPro® FX-D, RX and PX Jets
- WaterColour™ illuminated Waterfall
- Adjustable Headrests
- ProTouch™ Control
- Status Indicator Light
- Illuminated Cup Holders
- Underwater LED multicolor light
- External corner lighting (white LED)
- 5-Stage Filtration System
- CLEARARRAY Active Oxygen® System
- CLEARARRAY® On-demand button
- ProStream™ Filtration Pump
- Quick drain System
- ProFinish® tool-free cabinetry
- Energy Efficient with Multi-Layer Insulation
- Floating Propolymer Foundation
- ProLast™ Cover in Black

Optional

- BLUEWAVE® Stereo
- SmartTub® Wireless Sensor Kit
- SmartTub® Three-phase upgrade kit

J-300™ Collection

Iconic Jacuzzi® Hot Tub collection, constantly evolving to offer the best in hydrotherapy technology, excellent performance and unique comfort, now enhanced by the double lounge seating of the new J-332™ Hot Tub for even more special shared relaxation.

Infrared and Red Light versions also available.

A modern outdoor patio scene. On the left, a light-colored sofa with two pillows sits on a grey rug. To the right, a dark hot tub is partially visible. The patio is paved with large, light-colored stone tiles. In the background, there are various plants, including tall grasses and a tree. A large, white, outlined text 'J-300' is superimposed over the center of the image.

J-300



- J5™ / J4™ / J-400™ / J-300™ / Design / Professional
- J-300™ Exclusive
- IR + Red Light



Model

J-375™

Made in Italy

Seats

5-6

Lounge



Dimensions*

231 x 231 x

93 H cm

Made in Italy

95 H cm other
version

Electrical

220-240 VAC

50Hz 29A

Model

J-355™

Made in Italy

Seats

5-6

Lounge



Dimensions*

231 x 214 x

93 H cm

Made in Italy

95 H cm other
version

Electrical

220-240 VAC

50Hz 29A

Dry Wt.

376 kg

Total Filled Wt.

2.571 kg

Avg Hot Tub Vol.

1.685 L

Dry Wt.

369 kg

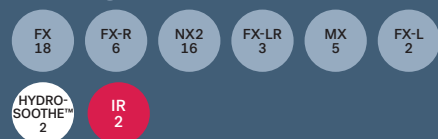
Total Filled Wt.

1.855kg

Avg Hot Tub Vol.

1.363 L

Jets + IR Lights



Jets + IR Lights



*All Hot Tub dimensions are shown in: L x W x H.



Model

J-335™

Made in Italy

Seats
5-6
Lounge



Dimensions*
214 x 214 x
93 H cm
Made in Italy

92 H cm other
version

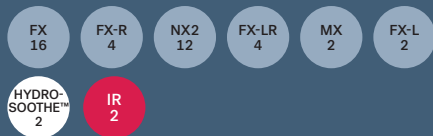
Electrical
220-240 VAC
50Hz 29A

Dry Wt.
347 kg

Total Filled Wt.
2.125 kg

Avg Hot Tub Vol.
1.325 L

Jets + IR Lights



Model

J-332™

Made in Italy

Seats
5
Lounge



Dimensions*
214 x 214 x
93 H cm

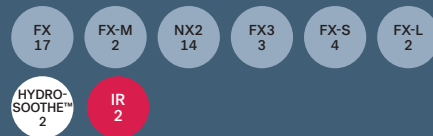
Electrical
220-240 VAC
50Hz 29A

Dry Wt.
347 kg

Total Filled Wt.
2.050 kg

Avg Hot Tub Vol.
1.325 L

Jets + IR Lights



- J5™ / J4™ / J-400™ / J-300™ / Design / Professional
- J-300™ Exclusive
- IR + Red Light



Model

J-315™

Made in Italy

Seats

2-3
Lounge



Dimensions*

193 x 168 x
81 H cm

Electrical

220-240 VAC
50Hz 22A

Dry Wt.

241 kg

Total Filled Wt.

1.300 kg

Avg Hot Tub Vol.

795 L

Jets



*All Hot Tub dimensions are shown in: L x W x H.

New external corner lighting

New soft courtesy lighting creates a relaxing and welcoming atmosphere around the Hot Tub.



Hydrosoothe™ Massage Pillow


A waterfall which acts as a soothing water feature and as a relaxing head and neck massage to help unwind after a long day.




Acrylic Options



Platinum



Silver Pearl




Midnight



Porcelain

ProFinish® Cabinetry



Brushed Gray



Smoked Ebony

Standard Features

Jacuzzi® PowerPro® Jets

Waterfall with lights

HydroSoothe™ hydromassage headrest

Soft and thin headrest

Touch Screen Controls

Underwater LED multicolor light

External corner lighting (white LED)

CLEARARRAY Active Oxygen® System

Compatible with Balboa Clim8zone II™ heat pump

ProFinish® cabinetry

ProLast™ Cover in Black

Optional

Infrared and Red Light technology

SmartTub® System

SmartTub® Wireless Sensor Kit

SmartTub® Three-phase upgrade kit

J-200™ Collection

Pleasing aesthetics, rejuvenating hydromassage and legendary comfort is what Jacuzzi® is famous for, and it sets the foundation for our most affordable Hot Tubs. Take a seat and enjoy the view from this warm water escape.

J2000

A rustic stone building with a large wooden barn door and a patio area with a dining table and chairs. The text 'J2000' is overlaid in large white outline font. The scene is set during sunset or sunrise, with warm lighting and long shadows. The building has a stone wall and a dark roof. A large wooden door with a metal handle is visible. To the left, a patio table is set with a white tablecloth and chairs. To the right, a wooden barrel sits on the patio. The ground is paved with stone tiles.





Model
J-235™

Seats
6
Lounge



Dimensions*
213 x 213 x
91 H cm

Electrical
230VAC 50Hz
20A/30A/40A

Dry Wt.
329 kg

Total Filled Wt.
1.918 kg

Avg Hot Tub Vol.
1.155 L

Jets

34

Model
J-225™

Seats
4-5

Dimensions*
203 x 203 x
84 H cm

Electrical
230VAC 50Hz
20A/30A

Dry Wt.
281 kg

Total Filled Wt.
1.726 kg

Avg Hot Tub Vol.
1.060 L

Jets

26

*All Hot Tub dimensions are shown in: L x W x H.



Model

J-215™

Seats
2-3
Lounge



Dimensions*
175 x 203 x
84 H cm

Electrical
230VAC 50Hz
20A/30A

Dry Wt.
235 kg

Total Filled Wt.
1.332 kg

Avg Hot Tub Vol.
776 L

Jets

21



New illuminated waterfall

Wide stream with integrated multi-color LED light, included on the 4 largest Hot Tub models.



Backlit Headrest

Add visual flair at the touch of a button when you activate the multi-colored LED backlit headrests.




Acrylic Options



Platinum

Cabinetry



Horizon Gray



Pecan

Standard Features

- Proprietary Jets with Stainless Steel Accent
- Illuminated waterfall (J-235™)
- Comfortable Backlit Headrests
- LED Control Panel
- Built-In Drink Holders
- Underwater LED multicolor light
- Front external lighting (white LED)
- 3-Stage Filtration System
- CLEARARRAY® UV-C System
- Patented ProClassic™ 50 sq ft Filter with ProCatch™ Filter Bag
- Tool-Free Cabinetry
- Formed polyethylene base
- ProLast™ Cover in Black

Optional

SmartTub® system

J-200™ Classic Collection

The gateway collection to the world of Jacuzzi® Hot Tubs, the J-200™ Classic is the ideal solution for the shared wellness with perfect durability and efficiency and a complete Hot Tub experience.







Model

J-235™ Classic

Made in Italy

Seats

6

Lounge



Dimensions*

213 x 213 x

91 H cm

Electrical

220 VAC 50Hz

28A

Dry Wt.

326 kg

Total Filled Wt.

2.066 kg

Avg Hot Tub Vol.

1.363 L

Jets

35

*All Hot Tub dimensions are shown in: L x W x H.

Performance

A complete Hot Tub experience, with tested positioning of jets. Differentiated ergonomic seats with diversified configurations and jets to offer every user the ideal massage.



Design

The utmost durability and efficiency, with a sturdy acrylic shell and complete insulation. Features UV-resistant cabinet that stays beautiful longer.



Acrylic Options




Platinum

Standard Features

- Jacuzzi® ClassicPro Jets
- Waterfall
- Headrest
- LED control panel
- Underwater LED multicolor light
- CLEARARRAY Active Oxygen® System
- EcoShield insulation or Nordic insulation Modular
- Sealed Foam + Smart Seal
- ProLast™ Cover in Black

Cabinetry



Silverwood

Design Collection

The meeting point between the most advanced Jacuzzi® wellness technologies and the latest Made in Italy design trends. Elegant, minimalist and refined, the spas in the Design collection embellish the environment and provide hydrotherapy and cutting-edge performance.



DESIGN



Jacuzzi

- J5™ / J4™ / J-400™ / J-300™ / Design / Professional
- J5™ / J4™ / J-400™ / Design / Professional Exclusive



Modello

OMNIA

Made in Italy

Seats

6
Lounge



Dimensions*

213 x 213 x
91 H cm

Electrical

230VAC 50Hz
20A/30A/40A

Dry Wt.

329 kg

Total Filled Wt.

1.918 kg

Avg Hot Tub Vol.

1.155 L

Jets

40

New Omnia Hot Tub

The new Made in Italy Hot Tub features a comfortable lounge seat, exclusive Jacuzzi® PowerPro® jets, and seat air control to modulate the hydromassage. Even easier and more comfortable to operate, thanks to the filtration pump and the new panel design.

Standard Features

Jacuzzi® PowerPro® Jets

Individual Seat Air Control

Illuminated Waterfall

Comfortable Backlit Headrests

LED Control Panel

Built-In Drink Holders

Underwater LED multicolor light

3-Stage Filtration System

CLEARRAY® UV-C System

Patented ProClassic™ 50 sq ft Filter with

ProCatch™ Filter Bag

Circulation pump

Tool-Free Cabinetry

Formed polyethylene base

ProLast™ Cover in Black


Optional

SmartTub® system

Acrylic Options



Platinum




Midnight

ProFinish® Cabinetry



Charcoal



Beige

*All Hot Tub dimensions are shown in: L x W x H.



Model

VIRTUS

Made in Italy

Seats

6-7
Lounge



Dimensions*

250 x 215 x
93 H cm

Electrical

220-240 V F+N
50Hz - 32A
380-415 V 3F+N
50 Hz - 16 A

Dry Wt.
410 kg

Total Filled Wt.
2.450 kg

Avg Hot Tub Vol.
1.500 L

Jets



Model

PROFILE

Made in Italy

Seats

5-6
Lounge



Dimensions*

235 x 211 x
93 H cm

Electrical

220-240 VAC
50/60Hz

Dry Wt.
350 kg

Total Filled Wt.
2.460 kg

Avg Hot Tub Vol.
1.600 L

Jets







- J5™ / J4™ / J-400™ / J-300™ / Design / Professional
- J5™ / J4™ / J-400™ / Design / Professional Exclusive



Model

SANTORINI

Made in Italy

Seats

5
Lounge



Dimensions*

230 x 215 x
90 H cm

Electrical

220-240 VAC
50/60Hz

Model

DELOS

Made in Italy

Seats

4
Lounge



Dimensions*

215 x 190 x
80 H cm

Electrical

220-240 VAC
50/60Hz

Dry Wt.
300 kg

Total Filled Wt.
2.100 kg

Avg Hot Tub Vol.
1.250 L

Dry Wt.
250 kg

Total Filled Wt.
1.390 kg

Avg Hot Tub Vol.
860 L

Jets + 14 Blowers



Jets + 10 Blowers



*All Hot Tub dimensions are shown in: L x W x H.



Model

DELFI

Made in Italy

Seats

4
Lounge



Dimensions*

190 x 190 x
80 H cm

Electrical

220-240 VAC
50/60Hz

Dry Wt.
270 kg

Total Filled Wt.
1.440 kg

Avg Hot Tub Vol.
700 L

Jets + 10 Blowers



Model

UNIQUE

Made in Italy

Seats

3
Lounge



Dimensions*

190 x 150 x
80 H cm

Electrical

220-240 VAC
50/60Hz

Dry Wt.
240 kg

Total Filled Wt.
1.270 kg

Avg Hot Tub Vol.
630 L

Jets + 10 Blowers








- J5™ / J4™ / J-400™ / J-300™ / Design / Professional
- J5™ / J4™ / J-400™ / Design / Professional Exclusive



Model

CITY™SPA

Made in Italy

Seats	Dimensions*	Electrical
2	150 x 160 x	220-240 VAC
Lounge	75 H cm	50/60Hz
 x2		

Dry Wt.	Total Filled Wt.	Avg Hot Tub Vol.
220 kg	790 kg	470 L

Jets

FX
6

NX2
8

FX-S
4

RX
2

Model

ALIMIA

Made in Italy

Seats	Dimensions*	Electrical
5-6	Ø 212 x	220-240 VAC
	90 H cm	50/60Hz

Dry Wt.	Total Filled Wt.	Avg Hot Tub Vol.
290 kg	1.940 kg	1.370 L

Jets + 12 Blowers

28

*All Hot Tub dimensions are shown in: L x W x H.

Design Made In Italy

Elegant, minimalist and sophisticated, these Hot Tubs are designed to suit any environment. These Hot Tubs give the greatest possible freedom of installation: outdoors or indoors, above or in-ground, in any environment or situation.



Original Jacuzzi® Hot Tubs with infinity effect

The Virtus and Profile models offer a spectacular infinity pool effect. On immersion, any excess water is collected in the integrated adjustment tanks via the outside grille and then returned to the tub, in order to maintain the ideal level at all times, just like a pool, with no need for top ups.



Acrylic Options




Platinum




Porcelain

ProFinish® Cabinetry




Teak



Graphite



White Oak



Grey Oak

Standard Features

- Jacuzzi® PowerPro® Jets
- Blower (Profile, Santorini, Delos, Delfi, Unique, Alimia)
- Waterfall (Santorini, Delos, Delfi)
- Headrests
- LCD control panel
- User controls (Virtus, Profile)
- LCD operator control panel
- Underwater LED multicolor light
- Overflow rim (Virtus, Profile)
- Automatic water fill-up (Virtus, Profile)
- CLEARARRAY Active Oxygen® System (Virtus)
- CLEARARRAY® UV-C System
- Quick drain System (Virtus, Profile)
- 3 kW electric heater
- Eco shield insulation (Virtus)
- ProVinyl Cover in ICE

Optional (varies by model)

- Winter Pro Kit
- Performance Kit (Sand filter)
- Bag of sand
- AISI 316 L frame








Unique







Lodge+ Collection

The most popular Hot Tub collection in the hospitality industry has been updated with new cabinetry in unique finishes and the exclusive protected operator control panel. Even more comfort and efficiency, thanks to the new Jacuzzi® Classic hydromassage jets and compatibility with alternative filtration and heating systems.



LODGE+





Model

LODGE+ L

Made in Italy

Seats

5-6
Lounge



Dimensions*

211 x 223 x
90 H cm

Electrical

220-240 VAC
50/60Hz

Dry Wt.

348 kg

Total Filled Wt.

2.168 kg

Avg Hot Tub Vol.

1.420 L

Jets + 14 Blowers



Model

LODGE+ M

Made in Italy

Seats

4-5

Dimensions*

200 x 185 x
90 H cm

Electrical

220-240 VAC
50/60Hz

Dry Wt.

260 kg

Total Filled Wt.

1.360 kg

Avg Hot Tub Vol.

880 L

Jets + 12 Blowers



*All Hot Tub dimensions are shown in: L x W x H.



Model

LODGE+ S

Made in Italy

Seats

2-3

Lounge



Dimensions*

185 x 165 x

90 H cm

Electrical

220-240 VAC

50/60Hz

Dry Wt.

245 kg

Total Filled Wt.

1.195 kg

Avg Hot Tub Vol.

750 L

Jets + 10 Blowers

5

3

8



Lodge+ M





Lodge+ S

New user control panel

Durability and ease of interaction further improved with the new control panel.



Operator controls with safety key

The controls are housed inside a compartment, located on the front panel of the Hot Tub or remotely.



Acrylic Options



Platinum




Porcelain

ProFinish® Cabinetry



Quartz Grey



Beige

Standard Features

Jacuzzi® Classic Jets

- Blowers
- LCD operator control panel + User controls
- Underwater LED multicolor light
- 3-Stage Filtration System
- CLEARARRAY® UV-C System
- Patented ProClassic™ 50 sq ft Filter
- Circulation pump
- Quick Drain® / Quick drain System
- Electric heater
- Tool-Free Cabinetry
- Formed polyethylene base
- ProVinyl insulating cover in Grey

Optional

- Performance Kit (Sand filter)
- Bag of sand
- AISI 316 L frame

Professional Collection

Born from Jacuzzi®'s experience in hospitality and professional environments, the Hot Tub Professional collection is the meeting point between the most advanced Jacuzzi® wellness technologies and the latest Made in Italy design trends. Easy to install, maintain and clean, with full drainage system, perfect for both indoor and outdoor use.



PROFEES



SIONIAL

- J5™ / J4™ / J-400™ / J-300™ / Design / Professional
- J5™ / J4™ / J-400™ / Design / Professional Exclusive



Model

VIRTUS PRO

Made in Italy

Seats

6-7
Lounge



Dimensions*

250 x 215 x
93 H cm

Electrical

220-240 V F+N
50Hz - 32A
380-415 V 3F+N
50 Hz - 16 A

Dry Wt.
360 kg

Total Filled Wt.
2.400 kg

Avg Hot Tub Vol.
1.500 L

Jets



Model

ENJOY PRO

Made in Italy

Seats

6
Lounge



Dimensions*

250 x 250 x
98 H cm

Electrical

220/240V F+N
380/415V 3F+N

Dry Wt.
250 kg

Total Filled Wt.
2.350 kg

Avg Hot Tub Vol.
1.700 L

Jets + 15 Blowers



*All Hot Tub dimensions are shown in: L x W x H.



Model

VIRGINIA PRO

Made in Italy

Seats
6-7
Lounge



Dimensions*
257 x 219 x
98 H cm

Electrical
220/240V F+N
380/415V 3F+N

Dry Wt.
250 kg

Total Filled Wt.
2.350 kg

Avg Hot Tub Vol.
1.700 L

Jets + 16 Blowers



Model

SIENNA PRO

Made in Italy

Seats
7-8

Dimensions*
257 x 219 x
98 H cm

Electrical
220/240V F+N
380/415V 3F+N

Dry Wt.
200 kg


Total Filled Wt.
1.960 kg

Avg Hot Tub Vol.
1.430 L

Jets + 16 Blowers



- J5™ / J4™ / J-400™ / J-300™ / Design / Professional
- J5™ / J4™ / J-400™ / Design / Professional Exclusive



Model

ALIMIA PRO

Made in Italy

Seats

6-7

Dimensions*

Ø 237 x
98 H cm

Electrical

220/240V F+N
380/415V 3F+N

Dry Wt.

180 kg

Total Filled Wt.

1.840 kg

Avg Hot Tub Vol.

1.350 L

Jets + 16 Blowers

FX
17


NX2
6

FX-L
5

*All Hot Tub dimensions are shown in: L x W x H.

Overflow rim & automatic water fill

It collects surface water, which overflows through the grid to a compensation tank. The water is then moved through a filtration system, cleaned and pumped back into the base of the Hot Tub to be re-used. Thanks to the slant of the grid the water remains at Hot Tub deck level even if there is a rocking motion, so they can be installed on yachts and ships.



In-ground installation

Different to a domestic Hot Tub, installation is in-ground and involves installing a separate Spa Pack and compensation tank to allow water to continuously move through a quartz sand filter where it is cleaned before flowing back into the tub for re-use.



Acrylic Options



Platinum



Porcelain

Standard Features

- Jacuzzi® PowerPro® Jets
- Blower (Enjoy Pro, Virginia Pro, Sienna Pro, Alimia Pro)
- Underwater LED multicolor light
- Overflow rim
- Automatic water fill-up
- Quick drain System
- ProVinyl insulating cover

Optional

- Compensation tank
- Spa Pack Single-phase with heater 3,0 kW or with heat exchanger
- Spa Pack three-phase with or without heater 12,0 kW or with heat exchanger
- Active Oxygen System



Virtus Pro



Jacuzzi® Swim Spa Collection

Whether you are a professional athlete, a weekend sports person, or want to improve your quality of life through hydrotherapy and water training, Jacuzzi® Swim Spas will help you train better, recover faster, improve your performance, and relax by harnessing the natural ability of water to regenerate body, mind, and spirit.

A large, rectangular Jacuzzi Swim Spa is installed on a dark wooden deck. The spa is illuminated with blue and red lights, creating a vibrant glow. In the background, a modern house with large windows and a patio area is visible. The patio features a wooden sofa and a small table. The overall scene is set during twilight, with a soft pink and blue sky. The word "SWIMS" is written in large, white, outlined letters across the bottom of the image.

SWIMS



PA

Built with the same care today

Through decades of extensive research and development, Jacuzzi® has created breakthrough products that engage the senses, nurture the body, and restore the mind like no other.





Now we introduce the J-19DT, bringing together the ultimate Jacuzzi® Hot Tub with an all-season swim spa. The dual temperature zones support multiple activities at the same time, so you can work out in the swim spa while others relax in the Hot Tub.



A person is shown from the chest up, floating horizontally in a Jacuzzi. The water is clear and blue. The person's head is tilted back, and their arms are relaxed. The Jacuzzi's white interior and blue jets are visible in the background.

Imagine a place where relaxation meets bold strokes.

Where floating gently in the water releases you from the gravity of the day.

Where high-performance swims and low-impact fitness take place every day of the year.

Where the Jacuzzi® experience you know and love takes on a whole new dimension.

Imagine a place that takes care of you.

It's all here in a Jacuzzi® Swim Spa.

What every swimmer needs

Jacuzzi® Swim Spas create the perfect conditions for the ideal swim experience. Get ready for a challenging, endless-swim experience that keeps you afloat and in place.





Powerfully Controlled Current

Creates a high volume stream of water so you can easily swim in place without drifting out of your lane.

Low Turbulence

Ensures every stroke is perfect because it's met with a smooth current.

Predictable Swim, Every Time

Jacuzzi® Swim Spas offer the same conditions and tracks your swim, so you can solely focus on your technique.

The Perfect Swim

High-performance Jacuzzi® Swim Spas are the result of decades of expertise in moving water, leveraging innovative technology and exercise physiology to deliver an amazing and precise swim every single time.

Synchronized Swim Jets

Control the water's spinning motion while accelerating the speed of the current without using air, creating a smooth, low turbulent current. The SteadySwim® Buoyancy Jet* adds just the right amount of lift under your body, keeping you perfectly elevated during your swim.

Powerful Pumps

Push a high-volume of water through oversized plumbing to deliver the maximum amount of water evenly to both swim jets, for a wide and powerful swim lane.


Intuitive Speed Settings

Can be adjusted to your pace, from a warm-up to an intense swim. It's completely customized control at your fingertips.

Aquatic WaveBreaker™ Design

Includes two unique contours that work with the suctions at the back of the Swim Spa to reduce reflective waves, so you can easily stay in your swim lane.


*Varies by collection



Your Swim, Your Way

As the originators of jetted-tub hydrotherapy, Jacuzzi® has mastered the art of jet technology. We put control and customization at your fingertips, so you can be fully immersed in your swim.






Jacuzzi® PowerPro™ PX Swim Jet
Channels a high volume of water into a concentrated flow. Wide, air-free stream creates the optimal swim lane. Vertical blades evenly distribute water for a predictable swim.



Jacuzzi® PowerActive™ AX Swim Jet
Adjust the flow and direction to personalize your swim. Contoured oval jets flatten the current to improve swim quality. Generates a shoulder-width swim lane.



Jacuzzi® PowerPlay™ CX Swim Jet
Classic round jet for fun and fitness. Creates a simple swim lane for easy-going exercise. Perfect environment for playful moments.



SteadySwim® Buoyancy Jet*
Turn on buoyancy-assist to help your body stay afloat. Elevates your body into the proper swimming position.

Proven Durability, Strength, and Performance

It's reassuring to know that your high-performance Jacuzzi® Swim Spa is made from durable materials and will run reliably for years to come, with very little maintenance. Just get in, swim, and relax.



A

Galvanized Steel Frame

Designed to increase durability and structural support

B

Programmable Filtration

Optimize water filtration to suit your specific needs or operate during periods of lower energy consumption rates.

C

ProFusion™ Shell

Highest quality acrylic, a bonded vapor barrier, and a resin composite provide superior durability, even in extreme temperatures.

D

Swim Bar¹

Grab the bar to catch your breath, get a feel for the current, or perfect your kicking technique.

E

Illuminated waterfall

A cascading stream of water with soothing sounds creates a calming ambient atmosphere.

F

Superior Foam Insulation

Retains heat, absorbs noise, and supports plumbing.

G

Durable ProPolymer™ Base

Eases installation, is impervious to the elements, and resists moisture.

H

Pro360 Therapy Wall™

Full-body relief and recovery
Stand up and lean into the Therapy Wall to get a 360° massage on your front, back, and sides. It's designed to target swimmers' key muscle groups, including pecs, abs, hip flexors, and quads. Use it to warm up or cool down after a swim.



The most beautiful water

All Jacuzzi® Swim Spas include advanced filtration and water care systems, so every swim feels as fresh as it looks. And caring for the water takes far fewer chemical additives than an in-ground pool. Pure, crystal-clear water—it's one more way we strive to bring the natural joys of wellness to people everywhere.



Accessories


PowerTone™ Fitness Kit

Turn any Swim Spa into an aquatic gym with the patented PowerTone™ Fitness Kit, which includes dumbbells, a swing trainer, and resistance fins.



Tether Cord

Our Swim Spas include a tether cord that can be attached to your waist when swimming to help maintain your position. Resistance can also be increased for a more intense workout.



Rollaway® Cover

Our next generation of Swim Spa covers are energy efficient, and also roll back effortlessly by just one person.



Versastep™

Get into and out of your Jacuzzi® Swim Spa with ease using the long-lasting and weather-resistant Versastep™.



Jacuzzi® PowerPro™ Swim Spa Collection

Swim like a pro with one of the most predictable and powerful swim currents in the world, right at your fingertips.

A large, white, rectangular swim spa with a grey base is situated on a wooden deck. The spa is filled with water and has several jets visible. In the background, there is a stone archway with a black metal gate, surrounded by lush greenery and a pinkish wall. A small table with a book and sunglasses is in the foreground.

POWER



PRO

- PowerPro™ / PowerActive™ / PowerPlay™
- PowerPro™ / PowerActive™ / PowerPlay™ Exclusive
- IR + Red Light



Model

J-19 DT

Swim pump 1: **3 hp**
 Swim pump 2 and 3: **4 hp**
 Hot Tub pump 1 and 2: **3 hp**

Seats

4

Lounge



Swim Area
287 cm

Dimensions*

561 x 234 x
134 H cm

Total Filled Wt.
8.274 kg

Electrical

230 VAC 50 Hz
 Swim pump 1
 Swim pump 2 and 3
 12,8 A
 Hot Tub pump 1 and 2
 8,6 / 2,6 A

Dry Wt.

1.208 kg

Water Capacity

7.066 L

Jets + IR Lights



Model

J-19

Swim pump 1, 2, 3, 4:
3 hp

Seats

4

Dimensions*

558 x 234 x
134 H cm

Swim Area
376 cm

Total Filled Wt.
10.400 kg

Electrical

230 VAC 50 Hz
 1x32A, 3x16A

Water Capacity
9.050 L

Dry Wt.

1.370 kg

Jets + IR Lights



*All Swim Spa dimensions are shown in: L x W x H.



Model

J-16

Swim pump 1, 2, 3, 4:
3 hp

Seats
4

Dimensions*
469 x 234 x
134 H cm

Electrical
230 VAC 50 Hz
1x32A, 3x16A

Swim Area
284 cm

Total Filled Wt.
8.800 kg

Water Capacity
7.650 L

Dry Wt.
1.160 kg

Jets + IR Lights



Model

J-14

Swim pump 1: 3 hp
Swim pump 2 and 3:
4 hp

Seats
3 + 2

Dimensions*
437 x 234 x
134 H cm

Alimentazione
elettrica
230 VAC 50 Hz
Swim pump 1:
8,6 / 2,6 A
Swim pump 2, 3:
12,8 A

Swim Area
327 cm

Total Filled Wt.
7.132 kg

Dry Wt.
966 kg

Water Capacity
6.166 L

Jets + IR Lights





J-14 PowerPro™

The Best Performance

Whether you're a novice swimmer or a seasoned triathlete, Jacuzzi® PowerPro™ PX Jets deliver a completely customized swim current. The buoyancy jet provides essential support, ensuring balance in the water whenever you need it.

Your Preferred Swim

Set your swim speed or choose from preprogrammed workouts using the convenient Swim Selector Control. When it's time to unwind, you'll find the hydrotherapy control within reach of each of the therapy seats and Infrared and Red Light technology.



Acrylic Options




Porcelain



Platinum

ProFinish® Cabinetry



Brushed Gray



Smoked Ebony

Standard Features

SmartTub® System
Jacuzzi® PowerPro® PX Swim Jets
SteadySwim® Buoyancy Jet
Swim Selector Current Control
Jacuzzi® Exclusive IR + Red Light Technology
Jacuzzi® PowerPro® Massage Jets
Jacuzzi® PowerPro® RX Jets
Pro360™ Standing Therapy Wall (J-14)
Cool Down Seats at entry
Illuminated Waterfall
Adjustable Headrests
Soft Stride Mat
Streamlined Push-Button Controls
Underwater LED multicolor light
Exterior Corner Lighting
Status Indicator Light
4-Stage Filtration
CLEARARRAY Active Oxygen® System
Circulation pump
Galvanized Steel Frame
ProFinish® Cabinetry
Bypass plumbing ready
Electric heater 5,5 kW
Tether Cord
Stainless Steel Swim Bar 60 cm

Optional Fitness Accessories

PowerTone™ Fitness Kit

Jacuzzi® PowerActive™ Swim Spa Collection

Balance is what you're looking for, and our Swim Spas give you the right mix of an amazing swim experience, plus an exceptional hydromassage.



POWER



ACTIVE

- PowerPro™ / PowerActive™ / PowerPlay™
- PowerPro™ / PowerActive™ / PowerPlay™ Exclusive
- IR + Red Light



Model

J-19 DT

Swim pump 1: **3 hp**
Swim pump 2: **4 hp**
Hot Tub pump 1 and 2: **3 hp**

Seats

4

Lounge



Swim Area
287 cm

Dimensions*

561 x 234 x
134 H cm

Total Filled Wt.
8.274 kg

Electrical

230 VAC 50 Hz
Swim pump 1
Hot Tub pump 1 and 2
8,6 / 2,6 A
Swim pump 2
12,8 A

Dry Wt.

1.208 kg

Water Capacity

7.066 L

Jets + IR Lights



Model

J-19

Swim pump 1: **3 hp**
Swim pump 2: **4 hp**

Seats

4

Dimensions*

558 x 234 x
134 H cm

Swim Area
376 cm

Total Filled Wt.
10.400 kg

Electrical

230 VAC 50 Hz
1x32A, 3x16A

Water Capacity
9.050 L

Dry Wt.

1.370 kg

Jets + IR Lights



*All Swim Spa dimensions are shown in: L x W x H.



Model

J-16

Swim pump 1: 3 hp
Swim pump 2: 4 hp

Seats
4

Dimensions*
469 x 234 x
134 H cm

Electrical
230 VAC 50 Hz
1x32A, 3x16A

Swim Area
284 cm

Total Filled Wt.
8.800 kg

Water Capacity
7.650 L

Dry Wt.
1.160 kg

Jets + IR Lights



J-14

Swim pump 1: 3 hp
Swim pump 2: 4 hp

Seats
3 + 2

Dimensions*
437 x 234 x
134 H cm

Alimentazione
elettrica
230 VAC 50 Hz
Swim pump 1:
8,6 / 2,6 A
Swim pump 2:
12,8 A

Swim Area
327 cm

Total Filled Wt.
7.132 kg

Dry Wt.
966 kg

Water Capacity
6.166 L

Jets + IR Lights





J-19 DT PowerActive™

Smooth and Wide Current

Jacuzzi® PowerActive™ AX Swim Jets deliver a smooth current that's wider than your shoulders to provide ample space for swimming and exercise.

Convenient Control

Use the touch-screen control to customize your experience, from hydrotherapy and lighting to turning on the swim jets.



Acrylic Options




Porcelain



Platinum

ProFinish® Cabinetry



Brushed Gray



Smoked Ebony

Standard Features

SmartTub® System
Jacuzzi® PowerPro® AX Swim Jets
SteadySwim® Buoyancy Jet
Jacuzzi® Exclusive IR + Red Light Technology
Jacuzzi® PowerPro® Massage Jets
Jacuzzi® PowerPro® RX Jets
Pro360™ Standing Therapy Wall (J-14)
Cool Down Seats at entry
Illuminated Waterfall
Adjustable Headrests
Soft Stride Mat
Streamlined Push-Button Controls
Underwater LED multicolor light
Exterior Corner Lighting
Status Indicator Light
4-Stage Filtration
CLEARARRAY Active Oxygen® System
Circulation pump
Galvanized Steel Frame
ProFinish® Cabinetry
Bypass plumbing ready
Electric heater 5,5 kW
Tether Cord
Stainless Steel Swim Bar 60 cm

Optional Fitness Accessories

PowerTone™ Fitness Kit

Jacuzzi® PowerPlay™ Swim Spa Collection

Step away from screen time and into the Swim Spa where fun, play, and relaxation all come together.



POWER



PLAY



Model

J-13

Pump 1, 2, 3
3 hp

Seats

9

Dimensions*

**377 x 234 x
127 H cm**

Electrical

**230 VAC 50 Hz
1x32A, 3x16A**

Swim Area

244 cm

Total Filled Wt.

6.050 kg

Water Capacity

5.100 L

Dry Wt.

980 kg

Jets

**FX
27**

**FX-LR
5**

**NX
4**

*All Swim Spa dimensions are shown in: L x W x H.

Versatile Swim and Fitness Experience
Jacuzzi® PowerPlay™ CX Swim Jets generate a current that's just right for a casual swim or a satisfying exercise session.

Generous Hydrotherapy Seating
Choose either a comfortable bench or a relaxing hydromassage seat from one of the PowerPlay™ Swim Spa's nine seating options.



Acrylic Options




Porcelain



Platinum

ProFinish® Cabinetry



Brushed Gray



Smoked Ebony

Standard Features






































































































SmartTub® System
Jacuzzi® PowerPlay® CX Swim Jets
Jacuzzi® PowerPro® Massage Jets
Sedute per acclimatazione
Illuminated Waterfall
Adjustable headrests
Soft Stride Mat
Streamlined Push-Button Controls
Underwater LED multicolor light
Exterior Corner Lighting
Status Indicator Light
2-Stage Filtration
CLEARARRAY Active Oxygen® System
Circulation pump
Galvanized Steel Frame
ProFinish® Cabinetry
Bypass plumbing ready
Electric heater 5,5 kW
Tether Cord
Stainless Steel Swim Bar 60 cm

Optional Fitness Accessories

PowerTone™ Fitness Kit

This is what you've been waiting for

We've worked hard to make choosing your new Hot Tub easy, by offering a line of Hot Tubs for every backyard style and budget. No matter what collection you decide on, our focus on quality and design will ensure you enjoy your Hot Tub for years to come.

	J5™ Collection	J4™ Collection	J-400™ Collection	J-300™ Collection	J-200™ Collection
Models	2	2	1	5	4
True water®					
Jacuzzi® PowerPro Massage Jets					
IR + Red Light Technology					
Seat Air Control					
Double Lounge		J404L™		J-332™	
Headrests					
Illuminated Waterfall					
ProTouch™ Control					
LCD Control Panel					
Touch Control					
LED Control Panel					
Drink Holders					
Interior Lighting					
Exterior Lighting					
CLEARARRAY Active Oxygen® System					
CLEARARRAY® On-demand button					
5-Stage ProClarity™ Filtration System					
ProStream™ Filtration Pump					
Sand Filter					
ProClear™ Filter					
Quick drain System					
Overflow Rim + Compensation Tank					
Automatic water fill-up					
Heat Exchanger					
ProPolymer™ Foundation					
SmartSeal™ / Perimetral Insulation					
Tool-Free Cabinetry					
ProLast™ Cover					
ProVinyl Cover					
SmartTub® System					
SmartTub® Wireless Sensor Kit					
BLUEWAVE® Stereo System					

Standard

Compatible

Optional

	J-200™ Classic Collection	Design Collection	Lodge+ Collection	Professional Collection
Models	1	8	3	5
True water®				
Jacuzzi® PowerPro Massage Jets				
IR + Red Light Technology				
Seat Air Control				
Double Lounge		Santorini City™ Spa		
Headrests				
Illuminated Waterfall		Omnia		
ProTouch™ Control				
LCD Control Panel				
Touch Control				
LED Control Panel		Omnia		
Drink Holders		Omnia		
Interior Lighting				
Exterior Lighting				
CLEARRAY Active Oxygen® System		Omnia, Virtus		
CLEARRAY® On-demand button				
5-Stage ProClarity™ Filtration System				
ProStream™ Filtration Pump		Omnia		
Sand Filter				
ProClear™ Filter				
Quick drain System				
Overflow Rim + Compensation Tank				
Automatic water fill-up				
Heat Exchanger				
ProPolymer™ Foundation				
SmartSeal™ / Perimetral Insulation				
Tool-Free Cabinetry		Omnia, Virtus		
ProLast™ Cover				
ProVinyl Cover				
SmartTub® System				
SmartTub® Wireless Sensor Kit				
BLUEWAVE® Stereo System				

This is what you've been waiting for

We've worked hard to make choosing your new Jacuzzi® Swim Spa easy, by offering a collection for every backyard and budget. No matter which one you choose, our focus on quality and design will ensure you enjoy your Swim Spa for years to come.

	Jacuzzi® PowerPro™ Collection	Jacuzzi® PowerPro™ Collection	Jacuzzi® PowerPro™ Collection
Models	J-19DT	J-19 / J-16	J-14
Jacuzzi® PowerPro® Swim Jets	PX	PX	PX
Jacuzzi® PowerPro® RX Hydromassage Jets	<input checked="" type="checkbox"/>	<input checked="" type="checkbox"/>	<input checked="" type="checkbox"/>
IR + Red Light technology	<input checked="" type="checkbox"/>	<input checked="" type="checkbox"/>	<input checked="" type="checkbox"/>
SteadySwim® Buoyancy Jet	<input checked="" type="checkbox"/>	<input checked="" type="checkbox"/>	<input checked="" type="checkbox"/>
Swim Selector Current Control	<input checked="" type="checkbox"/>	<input checked="" type="checkbox"/>	<input checked="" type="checkbox"/>
Pro360™ Standing Therapy Wall			<input checked="" type="checkbox"/>
Cool Down Seats at Entry	<input checked="" type="checkbox"/>	<input checked="" type="checkbox"/>	<input checked="" type="checkbox"/>
Illuminated Waterfall	<input checked="" type="checkbox"/>	<input checked="" type="checkbox"/>	<input checked="" type="checkbox"/>
Adjustable Headrests	<input checked="" type="checkbox"/>	<input checked="" type="checkbox"/>	<input checked="" type="checkbox"/>
Touch Screen Controls	<input checked="" type="checkbox"/>	<input checked="" type="checkbox"/>	<input checked="" type="checkbox"/>
Soft Stride Mat	<input checked="" type="checkbox"/>	<input checked="" type="checkbox"/>	<input checked="" type="checkbox"/>
CLEARARRAY Active Oxygen® System	<input checked="" type="checkbox"/>	<input checked="" type="checkbox"/>	<input checked="" type="checkbox"/>
Filtration System	4 stages	4 stages	4 stages
Circulation Pump	<input checked="" type="checkbox"/>	<input checked="" type="checkbox"/>	<input checked="" type="checkbox"/>
Galvanized Steel Frame	<input checked="" type="checkbox"/>	<input checked="" type="checkbox"/>	<input checked="" type="checkbox"/>
ProFinish® Insulated Cabinetry	<input checked="" type="checkbox"/>	<input checked="" type="checkbox"/>	<input checked="" type="checkbox"/>
Interior and Exterior Lighting	<input checked="" type="checkbox"/>	<input checked="" type="checkbox"/>	<input checked="" type="checkbox"/>
Illuminated Grab Bars	<input checked="" type="checkbox"/>		<input checked="" type="checkbox"/>
Stainless Steel Swim Bar 60 cm	<input checked="" type="checkbox"/>	<input checked="" type="checkbox"/>	<input checked="" type="checkbox"/>
Fully Insulated	<input checked="" type="checkbox"/>	<input checked="" type="checkbox"/>	<input checked="" type="checkbox"/>
Heat Pump Ready	<input checked="" type="checkbox"/>	<input checked="" type="checkbox"/>	<input checked="" type="checkbox"/>
Additional Heater	<input checked="" type="checkbox"/>	<input checked="" type="checkbox"/>	<input checked="" type="checkbox"/>
SmartTub® System	<input checked="" type="checkbox"/>	<input checked="" type="checkbox"/>	<input checked="" type="checkbox"/>

Standard

Optional

	Jacuzzi® PowerActive™ Collection	Jacuzzi® PowerActive™ Collection	Jacuzzi® PowerActive™ Collection	Jacuzzi® PowerPlay™ Collection
Models	J-19DT	J-19 / J-16	J-14	J-13
Jacuzzi® PowerPro® Swim Jets	AX	AX	AX	CX
Jacuzzi® PowerPro® RX Hydromassage Jets	<input type="checkbox"/>	<input type="checkbox"/>	<input type="checkbox"/>	
IR + Red Light technology	<input type="checkbox"/>	<input type="checkbox"/>	<input type="checkbox"/>	
SteadySwim® Buoyancy Jet	<input type="checkbox"/>	<input type="checkbox"/>	<input type="checkbox"/>	
Swim Selector Current Control				
Pro360™ Standing Therapy Wall			<input type="checkbox"/>	
Cool Down Seats at Entry	<input type="checkbox"/>	<input type="checkbox"/>	<input type="checkbox"/>	<input type="checkbox"/>
Illuminated Waterfall	<input type="checkbox"/>	<input type="checkbox"/>	<input type="checkbox"/>	<input type="checkbox"/>
Adjustable Headrests	<input type="checkbox"/>	<input type="checkbox"/>	<input type="checkbox"/>	
Touch Screen Controls	<input type="checkbox"/>	<input type="checkbox"/>	<input type="checkbox"/>	<input type="checkbox"/>
Soft Stride Mat	<input type="checkbox"/>	<input type="checkbox"/>	<input type="checkbox"/>	<input type="checkbox"/>
CLEARARRAY Active Oxygen® System	<input type="checkbox"/>	<input type="checkbox"/>	<input type="checkbox"/>	<input type="checkbox"/>
Filtration System	4 stages	4 stages	4 stages	2 stages
Circulation Pump	<input type="checkbox"/>	<input type="checkbox"/>	<input type="checkbox"/>	<input type="checkbox"/>
Galvanized Steel Frame	<input type="checkbox"/>	<input type="checkbox"/>	<input type="checkbox"/>	<input type="checkbox"/>
ProFinish® Insulated Cabinetry	<input type="checkbox"/>	<input type="checkbox"/>	<input type="checkbox"/>	<input type="checkbox"/>
Interior and Exterior Lighting	<input type="checkbox"/>	<input type="checkbox"/>	<input type="checkbox"/>	<input type="checkbox"/>
Illuminated Grab Bars	<input type="checkbox"/>		<input type="checkbox"/>	
Stainless Steel Swim Bar 60 cm	<input type="checkbox"/>	<input type="checkbox"/>	<input type="checkbox"/>	<input type="checkbox"/>
Fully Insulated	<input type="checkbox"/>	<input type="checkbox"/>	<input type="checkbox"/>	<input type="checkbox"/>
Heat Pump Ready	<input type="checkbox"/>	<input type="checkbox"/>	<input type="checkbox"/>	<input type="checkbox"/>
Additional Heater	<input type="checkbox"/>	<input type="checkbox"/>	<input type="checkbox"/>	
SmartTub® System	<input type="checkbox"/>	<input type="checkbox"/>	<input type="checkbox"/>	<input type="checkbox"/>





70 YEARS OF HYDROTHERAPY

From the first whirlpool bath to today's most advanced spas, Jacuzzi® has led the way in at-home hydrotherapy since the day we invented it.

Jacuzzi®

JACUZZI EUROPE S.p.A.

Direzione e Coordinamento
Jacuzzi Brands, LLC. (USA)

S.S. Pontebbana km 97,200
33098 Valvasone Arzene (PN) Italia

Via dell'Unione, 1
20123 Milano (Italia)

Tel. +39 0434 859111
Fax +39 0434 85278

info@jacuzzi.eu
www.jacuzzi.com

